

2025

KINGSLEY BATE™

ELEGANT OUTDOOR FURNITURE



WHY KINGSLEY BATE?

British craftsmen of the 18th century discovered what their Eastern counterparts had known for centuries: that teak possesses qualities unlike any other wood. Its ability to withstand the rigors of adverse climates while weathering attractively makes it the ideal choice for outdoor furniture. We use only premium-quality teak and precise mortise-and-tenon joinery in the construction of our furniture. And while our reputation was founded on teak, our furniture designs have expanded to incorporate the finest stainless steel, aluminum, and woven materials as well. This combination of quality materials and craftsmanship provides you with exterior furnishings of exceptional style and durability.

© 2025 Kingsley Bate. All rights reserved.



CONTENTS

NEW FOR 2025

- ▶ Collection
- + Products
- Finishes



COLLECTIONS

STOCKED

- 8 Adirondack
- 10 Algarve
- 14 Amalfi
- 20 Amelia ●
- 22 Bainbridge
- 24 Barcelona ▶
- 28 Café ●
- 30 Cape Cod
- 32 Capri
- 34 Catherine + ●
- 38 Charleston
- 40 Chat
- 42 Chelsea
- 176 Chippendale
- 46 Classic
- 177 Dunbarton
- 50 Essex
- 54 Frances +
- 60 Hadley
- 64 Hana
- 68 Hudson
- 72 Hyannis
- 178 Hyde Park
- 74 Ipanema
- 78 Jupiter
- 80 La Jolla ●
- 82 Lucia
- 180 Lutyens
- 86 Marin
- 41 Mendocino
- 88 Meredith ▶
- 90 Milano ●
- 96 Montauk
- 98 Monterey
- 100 Nantucket
- 104 Nevis ▶

- 108 Normandy
- 110 Oslo
- 112 Provence
- 114 Quogue + ●
- 118 Sag Harbor
- 126 Sierra
- 128 SoHo ▶
- 130 Somerset
- 132 Southampton
- 136 Spencer ●
- 140 St. Barts
- 144 St. Tropez
- 39 Steamer
- 150 Tiburon
- 152 Tivoli
- 158 Tortola
- 162 Tribeca + ●
- 164 Tuscany
- 166 Vero +
- 168 Wainscott
- 179 Waverley
- 170 Westport

MADE TO ORDER

- 182 Charlotte
- 182 Chatham
- 183 Culebra
- 182 Ojai ●
- 183 Palm Springs ▶
- 183 Pavilion ▶
- 183 Savannah

ACCESSORIES

- 187 Accent Pieces
- 186 Umbrellas & Bases
- 189 Toss Pillows
- 184 Cushion Boxes

RESOURCES

CUSHIONS

- 194 Cushions
- 196 Stocked Fabrics
- 202 Quick Ship Cushions

MATERIALS

- 190 Frame Materials
- 200 Finishes & Colors
- 192 Teak Weathering

CARE

- 188 Furniture Covers
- 188 Teak Care Products

KEY

- AH** Arm Height
- C** Clearance
- D** Depth/Diameter
- H** Height
- L** Length
- SH** Seat Height
- W** Width
- WBL** Width Between Legs*
- Wt** Weight

*Width Between Legs (**WBL**) applies to dining tables and specifies the width between table legs on the long and short sides of tables. Information is formatted as: Long Side/Short Side.

Clearance is measured at the lowest point of the table top/apron.

All measurements shown in inches.

See pages 2-7 for additional navigation.

DINING CHAIRS



Algarve | p.11



Amalfi | p.15



Barcelona | p.25



Café | p.29



Cape Cod | p.31



Capri | p.33



Catherine | p.35



Catherine | p.35



Charlotte | p.182



Chatham | p.182



Chelsea | p.43



Classic | p.47



Culebra | p.183



Frances | p.55



Hadley | p.61



Hana | p.65



Hudson | p.69



La Jolla | p.81



Lucia | p.83



Marin | p.87



Meredith | p.89



Milano | p.91



Monterey | p.99



Nevis | p.105



Quogue | p.115



Sag Harbor | p.119



Southampton | p.133



Spencer | p.137



St. Barts | p.141



St. Tropez | p.145



St. Tropez | p.147



St. Tropez | p.147



Tiburón | p.151



Tivoli | p.153



Vero | p.167



Westport | p.171



DINING TABLES



Algarve | p.11



Amalfi | p.15



Café | p.29



Essex | p.51



Provence | p.113



Sag Harbor | p.119



Westport | p.171



Essex | p.53



Bainbridge | p.23



Café | p.29



Sierra | p.127



Tiburon | p.151



Tivoli | p.153



Tribeca | p.163



Tuscany | p.165



Wainscott | p.169



Amalfi | p.15



Bainbridge | p.23



Hyannis | p.73



La Jolla | p.81



Oslo | p.111



Provence | p.113



Sierra | p.127



Tiburon | p.151



Tivoli | p.153



Tribeca | p.163



Tuscany | p.165



Wainscott | p.169

CLUB SEATING



Adirondack | p.9



Amalfi | p.17



Catherine | p.37



Catherine | p.37



Culebra | p.183



Marin | p.87



Milano | p.91



Quogue | p.117



Spencer | p.137



St. Tropez | p.149



St. Tropez | p.147



Tivoli | p.155

LOUNGE SEATING



Algarve | p.13



Amalfi | p.19



Barcelona | p.27



Cape Cod | p.31



Charlotte | p.182



Chatham | p.182



Chelsea | p.45



Culebra | p.183



Frances | p.57



Hadley | p.63



Hana | p.67



Hudson | p.71



Ipanema | p.75



Jupiter | p.79



Lucia | p.85



Meredith | p.89



Milano | p.93



Montauk | p.97



Nantucket | p.103



Nevis | p.105



Normandy | p.109



Ojai | p.182



Palm Springs | p.183



Sag Harbor | p.121



Sag Harbor | p.121



Sag Harbor | p.123



Savannah | p.183



SoHo | p.128



Somerset | p.131



Southampton | p.135



Spencer | p.139



St. Barts | p.143



Tortola | p.159



Vero | p.167



Westport | p.173



Chelsea | p.45



Frances | p.57



Sag Harbor | p.121



Somerset | p.131



Southampton | p.135



Tortola | p.159



Vero | p.167

DAYBEDS & PAVILION



Amelia | p.20



Ipanema | p.75



Pavilion | p.183

SECTIONALS



Chelsea | p.45



Frances | p.59



Ipanema | p.77



Milano | p.95



Milano | p.95



Montauk | p.97



Nevis | p.107



Sag Harbor | p.123



Sag Harbor | p.123



St. Barts | p.143



Tivoli | p.157



Tortola | p.161



Westport | p.175

BENCHES & GARDEN ARMCHAIRS



Sierra | p.127



Tuscany | p.165



Waverley | p.179



Chelsea | p.43



Chippendale | p.176



Dunbarton | p.177



Hyde Park | p.178



Lutyens | p.181

ROCKERS



Charleston | p.38



Culebra | p.183



Sag Harbor | p.119



Southampton | p.133



CHAISES



Amalfi | p.17



Catherine | p.35



Classic | p.47



Marin | p.87



Milano | p.91



Nantucket | p.101



Quogue | p.115



Sag Harbor | p.125



Southampton | p.133



St. Barts | p.141



St. Tropez | p.149



Steamer | p.39



Tiburon | p.151



Tivoli | p.155



Tortola | p.159



Westport | p.171

BAR CHAIRS & TABLES



Frances | p.55



Café | p.29



Chelsea | p.43



Sag Harbor | p.119



Spencer | p.137



St. Tropez | p.145



Tiburon | p.151



Tivoli | p.155



Essex | p.51



Tiburon | p.151



Wainscott | p.169

COUNTER STOOLS & TABLE



Café | p.29



Café | p.29



Sag Harbor | p.119



Spencer | p.137



Wainscott | p.169



OCCASIONAL TABLES



Algarve | p.13



Amalfi | p.17



Cape Cod | p.31



Catherine | p.36



Chatham | p.182



Classic | p.49



Culebra | p.183



Essex | p.51



Frances | p.59



Hana | p.67



Ipanema | p.75



Jupiter | p.78



Mendocino | p.41



Montauk | p.97



Nantucket | p.103



Normandy | p.109



Ojai | p.182



Palm Springs | p.183



Provence | p.113



Sag Harbor | p.125



Savannah | p.183



Sierra | p.127



Somerset | p.131



Southampton | p.135



St. Tropez | p.147



Tivoli | p.155



Tribeca | p.163



Tribeca | p.163



Tuscany | p.165



Westport | p.173



Chat | p.40



Classic | p.49



Tuscany | p.165

ACCESSORIES



Teak Cushion Boxes | p.185



Woven Cushion Boxes | p.185



Umbrellas | p.186



Serving Cart | p.187



Lazy Susan | p.187



Planters | p.187



Toss Pillows | p.189



Brass Plaques | p.187



Furniture Covers | p.188



Care Products | p.188





ADIRONDACK

CHAIR & OTTOMAN

The original Adirondack chair was conceived of more than 100 years ago in the mountains of upstate New York. Prized for its simplistic Craftsman style and exceptional comfort, it has become one of the most iconic and popular seating items for the outdoors. Our version is offered in two wood options: Grade A teak or distressed teak. Distressed teak items may be ordered with a hand-applied factory finish in Antiqued White or left in the natural Rustic (no finish). See page 193 for details on how painted teak weathers.



AK25 Adirondack Chair
Cushion CUS38
Cover FC069

W 30.5 D 35.5 H 39 SH 15.5 AH 23 Wt 32 LBS.



AK05 Adirondack Ottoman
Cushion CUS100
Cover FC068

W 24 D 23 H 15.5 Wt 20 LBS.

Stocked Teak Finishes



Grade A Teak • **A**



Rustic • **R**



Antiqued White • **AW**



Assembly required.

Chairs above shown in Grade A teak. Chairs at left shown in Antiqued White, Rustic and Grade A teak (left to right).



ALGARVE

DINING GROUP

The Algarve collection is inspired by classic Danish modern design, with clean lines, sharp angles, and balanced proportions. Pieces are interpreted in premium solid teak to ensure years of enjoyment. Designed by Fred Spector.



GV14 Dining Side Chair

Ships 2 per carton.
Cushion CUS89



W 20 D 24.5 H 35.5 SH 17.5 Wt 18 LBS.

GV15 Dining Armchair

Cushion CUS88



W 22 D 24.5 H 35.5 SH 17.5 AH 25 Wt 23 LBS.

GV52 52" Round Dining Table

Seats 4
1.5" umbrella hole.
Accepts 9' umbrella.
Cover FC036 (table w/ 4 chairs)



D 52 H 29.5 C 28.5 Wt 85 LBS.

GV60 60" Round Dining Table

Seats 6
2" umbrella hole.
Accepts up to 10' umbrella.
Cover FC038 (table w/ 4-6 chairs)



D 60 H 29.5 C 28.5 Wt 100 LBS.

Stocked Teak Finish



Grade A Teak•A

Assembly required.

Always check dimensions of dining chairs and tables for compatibility.

Chairs pictured with 5453 Canvas cushions.

Quick Ship cushions available for immediate delivery.
See page 202 for details.



ALGARVE

DEEP SEATING



GV80 Sofa
Cushion CUS163 x 3
Cover FC217



W 80 D 34 H 34.5 SH 18 AH 23.5 Wt 124 LBS.

GV55 Settee
Cushion CUS163 x 2
Cover FC216



W 55 D 34 H 34.5 SH 18 AH 23.5 Wt 90 LBS.

GV30 Lounge Chair
Cushion CUS163
Cover FC215



W 30 D 34 H 34.5 SH 18 AH 23.5 Wt 62 LBS.

GV10 Ottoman
Cushion CUS162
Cover FC214



W 25 D 24.5 H 17.5 Wt 17 LBS.

GV20 Side Table
Cover FC218



L 25 W 21.5 H 19 Wt 16 LBS.

GV48 Coffee Table
Cover FC219



L 48 W 26 H 16 Wt 40 LBS.

Stocked Teak Finish



Grade A Teak • A

Assembly required.

Seating pictured with 9862 Millstone cushions and 4108 Fog toss pillows.

Quick Ship cushions available for immediate delivery. See page 202 for details.



AMALFI

DINING GROUP

Distinguished by angular seats, square frames, and tapered legs, Amalfi is a modern classic—and a specification favorite of architects and interior designers. Constructed from premium solid teak. Designed by Andrew Gower.



AM15 Dining Armchair
Cushion CUS15



W 23.5 D 24.5 H 35 SH 17.5 AH 25 Wt 25 LBS.

AM50 50" Round Dining Table

Seats 4
1.5" umbrella hole.
Accepts 9" umbrella.
Cover FC036 (table w/ 4 chairs)



D 50 H 29 C 28 Wt 70 LBS.

AM73 73" Rectangular Dining Table

Seats 6
2" umbrella hole.
Accepts up to 10" umbrella.
Cover FC037 (table w/ 4-6 chairs)



L 73 W 38 H 29 C 25.5 WBL 65/32 Wt 80 LBS.

Stocked Teak Finish



Grade A Teak•A

Assembly required.

Always check dimensions of dining chairs and tables for compatibility.

Chairs pictured with 5453 Canvas cushions.

Quick Ship cushions available for immediate delivery.
See page 202 for details.

AMALFI

CLUB SEATING & CHAISE





AM70N Poolside Chaise
 4 position adjustable backrest.
 Integrated wheels.
 Cushion CUS85
 Cover FC119



W 27.5 L 78 SH 13.5 Wt 70 LBS.

AM25 Club Chair
 Cushion CUS80
 Cover FC115



W 29.5 D 28 H 33 SH 15 AH 24 Wt 35 LBS.

AM20 Side Table
 Cover FC114



L 21.5 W 21.5 H 15 Wt 20 LBS.

AM05 Club Ottoman
 Cushion CUS81
 Cover FC112



W 24.5 D 20 H 14.5 Wt 18 LBS.

Stocked Teak Finish



Grade A Teak • A



Assembly required.

Poolside chaise and club seating pictured with
 5453 Canvas cushions.

Quick Ship cushions available for immediate delivery.
 See page 202 for details.



AMALFI

DEEP SEATING

AM80 Sofa
Cushion CUS77 x 3
Cover FC120



W 80 D 33 H 33 SH 15.5 AH 25 Wt 136 LBS.

AM55 Settee
Cushion CUS77 x 2
Cover FC118



W 55 D 33 H 33 SH 15.5 AH 25 Wt 96 LBS.

AM30 Lounge Chair
Cushion CUS77
Cover FC116



W 30 D 33 H 33 SH 15.5 AH 25 Wt 63 LBS.

AM10 Ottoman
Cushion CUS78
Cover FC113



W 29.5 D 22.5 H 15.5 Wt 26 LBS.



AM20 Side Table
Cover FC114



L 21.5 W 21.5 H 15 Wt 20 LBS.

AM41 Coffee Table
Cover FC117



L 40 W 40 H 17 Wt 48 LBS.

Stocked Teak Finish



Grade A Teak • A

Assembly required.

Quick Ship cushions available for immediate delivery.
See page 202 for details.



AL82 Hanging Daybed

Professional installation recommended.
Carabiners and rope not included.
Cushion CUS234 (mattress cushion)
Cushion CUS235 (mattress slipcover)



W 82 D 46 H 22.5 AH 15 Wt 82 LBS.*





AMELIA

HANGING DAYBED

Our Amelia hanging daybed evokes the tranquil, natural beauty of the barrier island for which it was named. Frames are made from sturdy rustproof aluminum and premium all-weather wicker. The daybed is designed to fit a standard twin mattress: 38"W x 75"L (max. 6.5"-7" thick). If desired, we offer a mattress slipcover made in weather-friendly fabric that adjusts to fit a mattress of this size. Alternatively, you may purchase our plush, mattress-sized outdoor cushion in the fabric of your choice.



Stocked Wicker Color



Rush • **RU**

Special Order Wicker Colors



W



L



S



TG



CS



SN



H



BK

Wicker Key: White • **W**, Willow • **L**, Sea Salt • **S**, Textured Gray • **TG**, Cobblestone • **CS**, Sunset • **SN**, Textured Charcoal • **H**, Black • **BK**

Daybed at above right shown with (5) 18" x 18" toss pillows and (1) 19" x 11" lumbar pillow. Daybed shown in Rush with mattress cushion in 5453 Canvas.

*Weight is estimated based on hanging daybed and mattress cushion.

Quick Ship cushions available for immediate delivery. See page 202 for details.



BAINBRIDGE

DINING TABLES

Our Bainbridge tables have an attractive, transitional design that complements a wide assortment of our dining chairs. Table tops are constructed with mitered corners, precise mortise and tenon joinery, and chamfered edges; legs are substantial and solid.

Stocked Teak Finish



Grade A Teak • **A**

Assembly required.

Shown with our Hudson dining chairs in Charcoal Rope.



BG42 42.5" Square Dining Table

Seats 4
 1.5" umbrella hole.
 Accepts 9' umbrella.
 Cover FC040 (table w/ 4 chairs)



L 42.5 W 42.5 H 29.5 C 26 WBL 36/36 Wt 61 LBS.

BG72 72.5" Rectangular Dining Table

Seats 6
 2" umbrella hole.
 Accepts up to 10' umbrella.
 Cover FC037 (table w/ 4-6 chairs)



L 72.5 W 40 H 29.5 C 26 WBL 66/33 Wt 81 LBS.

BG85 85" Rectangular Dining Table

Seats 8
 2" umbrella hole.
 Accepts up to 10' umbrella.
 Cover FC220 (table w/ 6-8 chairs)



L 85 W 40 H 29.5 C 26 WBL 78/33 Wt 99 LBS.

BARCELONA

DINING CHAIRS

The Barcelona collection takes its inspiration from the vibrant Spanish city, combining modern and classic elements. Each piece is crafted from Grade A teak and weather-friendly wicker designed to mimic the authentic look of Danish paper cord, offering both durability and refined aesthetics. Sculpted teak arms and legs add a touch of modern elegance, while the intricate weave pattern and woven seat decks beneath the cushions showcase timeless craftsmanship and meticulous attention to detail. Dining chairs may be used with or without cushions.



Always check dimensions of dining chairs and tables for compatibility.

Dining chairs pictured with our Bainbridge rectangular table and 5453 Canvas cushions.

Quick Ship cushions available for immediate delivery. See page 202 for details.



BC14 Dining Side Chair

Ships 2 per carton.
Cushion CUS267



W 19 D 26.5 H 35 SH 18 Wt 15 LBS.

BC15 Dining Armchair

Ships 2 per carton.
Cushion CUS267



W 21.5 D 26.5 H 35 SH 18 AH 25.5 Wt 18 LBS.

Stocked Combination (Teak/Wicker)



Grade A Teak/Natural Cord=A/NC

BARCELONA

DEEP SEATING



Seating pictured with Tribeca tables in Grade A teak and 5453 Canvas cushions.

Quick Ship cushions available for immediate delivery. See page 202 for details.

Stocked Combination (Teak/Wicker)



Grade A Teak/Natural Cord • **A/NC**



BC80 Sofa
Cushion CUS163 x 3
Cover FC396



W 79 D 35.5 H 34.5 SH 18 AH 22 Wt 87 LBS.

BC55 Settee
Cushion CUS163 x 2
Cover FC397



W 54 D 35.5 H 34.5 SH 18 AH 22 Wt 61 LBS.

BC30 Lounge Chair
Cushion CUS163
Cover FC398



W 29 D 35.5 H 34.5 SH 18 AH 22 Wt 36 LBS.

BC10 Ottoman
Cushion CUS262
Cover FC399



W 29.5 D 25.5 H 17.5 Wt 16 LBS.



CAFÉ

DINING, BAR & COUNTER CHAIRS

Our Café collection seamlessly blends elegance with durability. Each seating piece is meticulously crafted from powder-coated aluminum and all-weather wicker, setting a sophisticated tone for patios or outdoor eateries. Dining chairs are stocked in three wicker combinations with our Rattan frame color, while Counter and Bar Chairs are stocked in Café White and Royal Blue with our Rattan frame color. All seating can be customized using six wicker colors, set against any of our four aluminum finishes. **Explore more customization options at Kingsleybate.com.**



CF14 Dining Side Chair
Stacking (maximum 2).
Ships 2 per carton.



W 19.5 D 24 H 35 SH 18 Wt 10 LBS.

CF15 Dining Armchair
Stacking (maximum 2).
Ships 2 per carton.



W 21.5 D 24 H 35 SH 18 AH 26.5 Wt 10 LBS.

CF19 Counter Stool



Note: Special order only.

W 18 D 18 H 24 Wt 6 LBS.

CF16 Counter Chair



Note: Stocked in Rattan with WF/RB wicker; other options by special order.

W 19.5 D 24 H 41.5 SH 24 Wt 11 LBS.

CF17 Bar Chair



Note: Stocked in Rattan with WF/RB wicker; other options by special order.

W 19.5 D 24 H 45.5 SH 28 Wt 12 LBS.

CF30 30" Square Café Table

Seats 2/4
Does not accept umbrella.
Cover FC176 (table w/ 2 chairs)

Note: Stocked in White; special order in other finishes, except Rattan.

L 30 W 30 H 29.5 C 28.5 Wt 22 LBS.



CF31 30" Round Café Table

Seats 2/3
Does not accept umbrella.
Cover FC176 (table w/ 2 chairs)

Note: Available by special order only in all finishes, except Rattan.

D 30 H 29.5 C 28.5 Wt 21 LBS.



Stocked Combinations: Rattan Frame with (Primary/Accent) Wicker



Café White/French Blue • **WF/FB**



Café White/Royal Blue • **WF/RB**



Royal Blue/Café White • **RB/WF**

Special Order Aluminum Finishes




WH

RT

BE

CL

Special Order Wicker Colors



WF

CM

FG

FB

RB

BA

Aluminum Key: White • **WH**, Rattan • **RT**, Bird's Egg • **BE**, Charcoal • **CL**

Wicker Key: Café White • **WF**, Camel • **CM**, French Gray • **FG**, French Blue • **FB**, Royal Blue • **RB**, Café Black • **BA**

To Customize Seating:

Specify: Item + Frame Color + Wicker Colors (Primary/Accent)
Examples:

- Single wicker: CF15.RT.**RB**.**RB**
- Dual wicker: CF15.WH.**RB** (Primary).**WF** (Accent)

Table assembly required.

Always check dimensions of dining chairs and tables for compatibility.
Use care when stacking powder-coated frames to avoid marring the finish.



Stocked Wicker Color



White•**W**

Special Order Wicker Colors



RU



L



S



TG



CS



SN



H



BK

Wicker Key: Rush•**RU**, Willow•**L**, Sea Salt•**S**, Textured Gray•**TG**, Cobblestone•**CS**, Sunset•**SN**, Textured Charcoal•**H**, Black•**BK**

CAPE COD

DINING CHAIR & DEEP SEATING

With its elegant sweeping lines, our Cape Cod collection is an updated, more sophisticated version of classic wicker porch furniture. Pieces are constructed from all-weather wicker and rustproof aluminum frames, allowing them to be used outdoors, completely exposed to the elements.

CD15 Dining Armchair

Ships 2 per carton.
Cushion CUS04
Cover FC043



W 26.5 D 26.5 H 34 SH 19.5 AH 26 Wt 20 LBS.

CD23 Side Table

Optional Clear Tempered
Glass Top CDGL1
Cover FC045



L 23 W 23 H 23 Wt 14 LBS.

CD66 Sofa

Cushion CUS59
Cover FC049

Note: Specify cushion code CUS69 for 3 seat/back cushions when ordering striped or patterned fabric.



W 78 D 33.5 H 33.5 SH 18 AH 25.5 Wt 49 LBS.

CD47 Coffee Table

Optional Clear Tempered
Glass Top CDGL2
Cover FC048



L 47 W 24 H 18.5 Wt 19 LBS.

CD25 Lounge Chair

Cushion CUS32
Cover FC046



W 31.5 D 35 H 33.5 SH 18 AH 25.5 Wt 28 LBS.

CD05 Ottoman

Cushion CUS42
Cover FC042



W 27 D 21 H 16.5 Wt 13 LBS.

Cushions for the Cape Cod collection are intended solely for outdoor use.

Always check dimensions of dining chairs and tables for compatibility.

Quick Ship cushions available for immediate delivery. See page 202 for details.





CAPRI

DIRECTOR'S CHAIR

Our Capri director's chair blends contemporary styling with the comfort of sling furniture. The solid teak frame, stainless steel supports, and durable Phifertex® fabric combine to create a strong, comfortable, and lightweight chair that folds compactly for storage.



CC15 Director's Chair
Stainless steel support braces.
Folds easily and compactly.


W 23.5 D 18.5 H 34 SH 19 AH 26.5 Wt 14 LBS.

Stocked Combination (Teak/Sling)



Grade A Teak/Sand • **A/W**

Special Order Sling Colors



Sling Key: Cilantro • **T**, Slate • **SL**, Blue • **BL**, Black • **BK**

Assembly required.

Always check dimensions of dining chairs and tables for compatibility.



CATHERINE

DINING CHAIRS & CHAISE

The Catherine collection uses a classic blend of mixed materials for a relaxed, elegant aesthetic. Seating surfaces are crafted from extra-large strands of all-weather wicker, arranged in a geometric pattern, which provide just the right amount of give to eliminate the need for cushions. Choose from a solid teak frame paired with Ash wicker, or a powder-coated aluminum frame in White complemented by Ivory wicker. Alternatively, personalize the frames with additional wicker and frame color options.





CN14 Dining Side Chair
Ships 2 per carton.



TEAK **W** 18.5 **D** 26 **H** 34 **SH** 18 **Wt** 13 LBS.
ALUMINUM **W** 18.5 **D** 26 **H** 34.5 **SH** 18 **Wt** 11 LBS.

CN15 Dining Armchair
Stacking.
Ships 2 per carton.



TEAK **W** 25 **D** 26 **H** 34 **SH** 18 **AH** 25.5 **Wt** 16 LBS.
ALUMINUM **W** 25 **D** 26 **H** 34.5 **SH** 18 **AH** 25.5 **Wt** 14 LBS.

CN70 Chaise
Cushion CUS257 (optional)
6 position adjustable backrest.
Integrated wheels.
Cover FC410




Note: Not available in Grade A Teak frame.

ALUMINUM **W** 28 **L** 80 **SH** 16 **Wt** 30 LBS.


Stocked Combinations (Frame/Wicker)



Special Order Frame Finishes



Special Order Wicker Colors



Frame Key: Teak Finish-Grade A Teak • **A**; Aluminum Finishes-White • **WH**, Bird's Egg • **BE**, Charcoal • **CL**

Wicker Key: Ivory • **IV**, Ash • **AH**, Thatch • **TH**



Always check dimensions of dining chairs and tables for compatibility.

Chairs at top left shown in Grade A teak with Ash wicker. Chaises at bottom right shown with White powder-coated aluminum frames and Ivory wicker.

Care should be used when stacking powder-coated frames to avoid marring the finish.

CATHERINE

CLUB SEATING



CN20 Side Table
Cover FC134



Note: Stocked in White; other aluminum finishes by special order.

ALUMINUM L 20 W 20 H 18.5 Wt 10 LBS.

CN47 Coffee Table
Cover FC143



Note: Stocked in White; other aluminum finishes by special order.

ALUMINUM L 47 W 28 H 15.5 Wt 25 LBS.





CN81 Club Sofa
Cover FC181



TEAK **W** 82 **D** 31.5 **H** 31 **SH** 14.5 **AH** 24 **Wt** 49 LBS.
ALUMINUM **W** 82 **D** 31.5 **H** 31.5 **SH** 14.5 **AH** 24 **Wt** 40 LBS.

CN56 Club Settee
Cover FC180



TEAK **W** 55.5 **D** 31.5 **H** 31 **SH** 14.5 **AH** 24 **Wt** 35 LBS.
ALUMINUM **W** 55.5 **D** 31.5 **H** 31.5 **SH** 14.5 **AH** 24 **Wt** 29 LBS.

CN31 Club Chair
Cover FC178




TEAK **W** 28.5 **D** 31.5 **H** 31 **SH** 14.5 **AH** 24 **Wt** 23 LBS.
ALUMINUM **W** 28.5 **D** 31.5 **H** 31.5 **SH** 14.5 **AH** 24 **Wt** 18 LBS.

CN11 Club Ottoman
Cover FC179



TEAK **W** 28 **D** 20.5 **H** 15.5 **Wt** 11 LBS.
ALUMINUM **W** 28 **D** 20.5 **H** 15.5 **Wt** 9 LBS.

Stocked Combinations (Frame/Wicker)




Grade A Teak/Ash•**A/AH**




White Aluminum/Ivory•**WH/IV**

Special Order Frame Finishes



Frame Key: Teak Finish–Grade A Teak•**A**; Aluminum Finishes– White•**WH**, Bird's Egg•**BE**, Charcoal•**CL**

Special Order Wicker Colors




Wicker Key: Ivory•**IV**, Ash•**AH**, Thatch•**TH**



CHARLESTON

ROCKER

Our Charleston rocker is the perfect companion for your porch. Crafted from solid teak, it features a high rake back, curved seat, and wide arms—designed for comfort and years of pleasant rocking.



Stocked Teak Finish



Grade A Teak • A

CR25 Rocker
Cushion CUSCR
Cover FC070



W 23 D 32 H 42 SH 16 Wt 35 LBS.

STEAMER

Steamer chairs were popularized in the early 1900's when they lined the decks of the world's finest luxury vessels. Our Steamer is the quintessential version, with heavy duty construction and solid brass hardware.



ST65 Steamer Chair
4 position adjustable backrest.
Removable footrest.
Folds compactly for storage.
Cushion CUS65
Head rest pillow CUS6P
Cover FC171



W 23 L 58 H 38 SH 14 AH 22 Wt 55 LBS.

Assembly required.

Quick Ship Steamer Chair cushions available for immediate delivery. See page 202 for details.



CHAT

OCCASIONAL TABLE

The height of our Chat table is slightly raised to be suitable for low dining, yet can still be comfortably used as a coffee table with any of our seating collections. Made from Grade A teak.

CT55 55" Chat Table
Seats 4/6
2" umbrella hole.
Accepts up to 10' umbrella.
Cover FC023
Assembly required.



D 55 H 21 Wt 64 LBS.

MENDOCINO

OCCASIONAL TABLES

Mendocino tables blend mid-century design with bold, industrial lines. Crafted from solid teak, they complement a range of architectural styles, making a striking addition to any space. Designed by Glyn Peter Machin.



MC22 Side Table
Cover FC141
Assembly required.



L 22.5 W 22.5 H 18 Wt 27 LBS.

MC47 Coffee Table
Cover FC143
Assembly required.



L 47 W 31 H 16.5 Wt 48 LBS.

Stocked Teak Finish



Grade A Teak • A



CHELSEA

CHAIRS & BENCH

The Chelsea collection has a classic transitional design that complements a broad range of architectural styles. All pieces are generously proportioned, comfortable, and constructed from solid teak. The dining chairs, bar chair, and bench have ergonomically curved slats on seats and backs; the deep seating and sectional have sling seat decks and extra thick cushions for exceptional comfort.



C014 Dining Side Chair

Ships 2 per carton.
Cushion CUS13



W 19 D 24 H 36 SH 17 Wt 19 LBS.

C018 Bar Chair

Cushion CUS22



W 23.5 D 25.5 H 47 SH 28 AH 36 Wt 30 LBS.

C015 Dining Armchair

Cushion CUS22



W 23.5 D 24.5 H 36 SH 17 AH 25 Wt 25 LBS.

C045 4.5' Bench

Cushion CUS46



W 55.5 D 26 H 36 SH 17 AH 25.5 Wt 59 LBS.

Stocked Teak Finish



Grade A Teak • A

Assembly required.

Always check dimensions of dining chairs and tables for compatibility.

Dining chairs pictured with our Wainscott rectangular table and 5453 Canvas cushions.

Quick Ship chair cushions available for immediate delivery. See page 202 for details.

CHELSEA

DEEP SEATING & SECTIONAL



C080 Sofa
Cushion CUS67 x 3
Cover FC102



W 81.5 D 36 H 34.5 SH 17 AH 22.5 Wt 133 LBS.

C062 Sectional Left Arm (Facing) Settee
Cushion CUS67 x 2
Cover FC271*



W 53.5 D 37 H 35 SH 16 AH 22 Wt 91 LBS.

C055 Settee
Cushion CUS67 x 2
Cover FC063



W 56.5 D 36 H 34.5 SH 17 AH 22.5 Wt 104 LBS.

C063 Sectional Right Arm (Facing) Settee
Cushion CUS67 x 2
Cover FC272*



W 53.5 D 37 H 35 SH 16 AH 22 Wt 91 LBS.

C030 Lounge Chair
Cushion CUS67
Cover FC062



W 31.5 D 36 H 34.5 SH 17 AH 22.5 Wt 68 LBS.

C032 Sectional Armless Chair
Cushion CUS67
Cover FC269*



W 25 D 35 H 35 SH 16 Wt 55 LBS.

C030SR Swivel Rocker Lounge Chair
Cushion CUS67
Cover FC100



W 31.5 D 37 H 36 SH 19 AH 24 Wt 112 LBS.

C027 Sectional Corner Chair
Cushion CUS187
Cover FC270*



W 35 D 35 H 35 SH 16 Wt 69 LBS.

C010 Ottoman
Cushion CUS66
Cover FC098



W 31 D 24.5 H 14.5 Wt 30 LBS.

C031 Sectional Ottoman
Cushion CUS169
Cover FC268 (no zipper)



W 25 D 25 H 16 Wt 25 LBS.

Assembly required.

Clips are provided to secure sectional seating units together.

Deep seating group at left shown with our Classic occasional tables. Sectional pictured with one each of the left arm settee, armless chair, corner chair, and right arm settee; shown with 5453 Canvas cushions.

Quick Ship cushions available for immediate delivery. See page 202 for details.

*Chelsea sectional covers zip together for any configuration. Order one main panel per section and one left (FC273) and right (FC274) end panel for end units. Example: A 4-piece sectional needs 6 covers: 4 main, 1 left end, 1 right end.

Stocked Teak Finish



Grade A Teak•A

CLASSIC

DINING CHAIRS & CHAISE

Our collection of Classic items share a common theme: well-designed traditional furniture with touches of American Craftsman style. All items are constructed from solid teak for exceptional quality.



Assembly required.

Chaise above pictured with 5453 Canvas cushion.

Quick Ship chaise cushions available for immediate delivery. See page 202 for details.

Always check dimensions of dining chairs and tables for compatibility.

Dining group shown in naturally weathered teak wood.



CL18 Dining Side Chair
Scooped seat for comfort.
Cushion CUS16



W 18 D 21 H 38 SH 18 Wt 20 LBS.

CL18A Dining Armchair
Scooped seat for comfort.
Cushion CUS16



W 23 D 21 H 38 SH 18 AH 25 Wt 23 LBS.



CL70 Chaise
4 position adjustable backrest.
Knee bend section for leg support
and comfort.
Integrated wheels.
Cushion CUS76
Cover FC119 (chaise without arms)



W 26.5 L 77 SH 13.5 Wt 70 LBS.

**CL01 Optional
Chaise Arms**
Rotate backwards for
easy accessibility.



W 3 L 20 H 10 Wt 11 LBS.



**NTTR Optional
Chaise Tray**
Slides in and out for
ease of use.



W 12 L 22 Wt 7 LBS.

Stocked Teak Finish



Grade A Teak***A**



CLASSIC

OCCASIONAL TABLES



CL44 Coffee Table
 2" umbrella hole.
 Accepts up to 10' umbrella.
 Cover FC280



L 43.5 W 43.5 H 18 Wt 52 LBS.

CL38 Coffee Table
 Cover FC279



L 38 W 25 H 15.5 Wt 30 LBS.

CL45 Coffee Table
 Cover FC150



L 45 W 28 H 15.5 Wt 40 LBS.

CL50 Console Table
 Cover FC156



L 60 W 18 H 31 Wt 37 LBS.

CL15 Side Table
 Cover FC170



L 20 W 20 H 15 Wt 17 LBS.

CL20 Side Table
 Cover FC278



L 20 W 20 H 20 Wt 19 LBS.

Stocked Teak Finish



Grade A Teak • A

Assembly required.

Coffee table shown with our Nantucket lounge chairs
 with 5453 Canvas cushions.



ESSEX

DINING & OCCASIONAL TABLES

Based on a classic English design, Essex is our most comprehensive and dynamic range of dining and occasional tables. Each piece is hand crafted from solid teak with meticulous care, using precise mortise and tenon joinery. Slats on table tops have beveled edges to allow rainwater to more easily drain from the surface. Essex is designed to complement our full assortment of teak and wicker seating.

TR30 30" Round Bistro Table

Seats 2/3
1.5" umbrella hole.
Accepts 9" umbrella.
MB01 umbrella base does not fit under this table.
Cover FC176 (table w/ 2 chairs)



D 30 H 29 C 28 Wt 35 LBS.

TR37 36" Round Bar Table

Seats 2/4
1.5" umbrella hole.
Accepts 9" umbrella.
Cover FC155 (table w/ 2 chairs)



D 36 H 39 C 38 Wt 50 LBS.

TR36 36" Round Dining Table

Seats 2/4
1.5" umbrella hole.
Accepts 9" umbrella.
Cover FC033 (table w/ 4 chairs)



D 36 H 29 C 27 Wt 45 LBS.

TR19 Side Table

Cover FC047



D 20 H 18 Wt 17 LBS.

TR42 42" Round Dining Table

Seats 4
1.5" umbrella hole.
Accepts 9" umbrella.
Cover FC040 (table w/ 4 chairs)



D 42 H 29 C 27 Wt 60 LBS.

TR01 35" Coffee Table

1.5" umbrella hole.
Accepts 9" umbrella.
Cover FC184



D 35 H 18 Wt 30 LBS.

TR50 50" Round Dining Table

Seats 4
1.5" umbrella hole.
Accepts 9" umbrella.
Cover FC036 (table w/ 4 chairs)



D 50 H 29 C 27 Wt 80 LBS.

TR02 42" Coffee Table

1.5" umbrella hole.
Accepts 9" umbrella.
Cover FC039



D 42 H 18 Wt 36 LBS.

TR60 60" Round Dining Table

Seats 6
2" umbrella hole.
Accepts up to 10' umbrella.
Cover FC038 (table w/ 4-6 chairs)



D 60 H 29 C 27 Wt 100 LBS.

Stocked Teak Finish



Grade A Teak•A

Assembly required.

Table pictured with our Monterey folding chairs.





ESSEX

EXTENSION TABLE

TR114 114" Oval Extension Table

Seats 8/12
 Expands from 80" to 114".
 2 self-storing leaves.
 2.5" umbrella hole.
 Accepts up to 11.5' umbrella.
 Umbrella does not need to be removed
 when adjusting table size.
 Cover FC177 (table w/ 10-12 chairs)

L 80-114 W 45 H 29 C 28* WBL 51 Wt 158 LBS.



Stocked Teak Finish



Grade A Teak • A

Assembly required.

*Space Between Legs: 51" at sides • Overhang: 6.5" at sides,
 27" at ends (table extended), 12.5" at ends (not extended)
 • Clearance Under Apron: 23.5" at sides.



Always check dimensions of dining chairs and tables for compatibility.

Dining chairs shown with Algarve round dining table and 5453 Canvas cushions.

Quick Ship cushions available for immediate delivery. See page 202 for details.



FRANCES

DINING CHAIRS & BAR STOOL

The chic, sloped arm styling of Frances is relaxed yet sophisticated. Seating pieces are deep and comfortable with plush, luxurious cushions. Frames are constructed from only the finest all-weather wicker and sturdy bases of solid teak hardwood.

FN14 Dining Side Chair

Ships 2 per carton.
Cushion CUS190 (seat only)
Cushion CUS193 (seat & back)



W 23 D 28 H 34 SH 19 Wt 30 LBS.

FN15 Dining Armchair

Ships 2 per carton.
Cushion CUS190 (seat only)
Cushion CUS193 (seat & back)



W 23 D 28 H 34 SH 19 AH 24.5 Wt 32 LBS.

FN17 Bar Stool

Solid teak frame.
Cover FC080




W 19.5 D 14.5 H 29 Wt 16 LBS.

Stocked Combination (Teak/Wicker)



Grade A Teak/Willow=A/L

Special Order Wicker Colors



W

RU

S

TG

CS



SN

H

BK

Wicker Key: White=W, Rush=RU, Sea Salt=S, Textured Gray=TG, Cobblestone=CS, Sunset=SN, Textured Charcoal=H, Black=BK

FRANCES

DEEP SEATING




Stocked Combination [Teak/Wicker]



Grade A Teak/Willow=**A/L**

Special Order Wicker Colors



Wicker Key: White=**W**, Rush=**RU**, Sea Salt=**S**, Textured Gray=**TG**, Cobblestone=**CS**, Sunset=**SN**, Textured Charcoal=**H**, Black=**BK**



FN80 81.5" Sofa
 Cushion CUS184 x 3 (shown)
 Cushion CUS272 (2 seats & backs)
 Cover FC420



W 81.5 D 36 H 36 SH 20 AH 24 Wt 108 LBS.

FN66 72" Sofa
 Cushion CUS185
 Cover FC267



W 72 D 36 H 36 SH 20 AH 24 Wt 96 LBS.

FN30 Lounge Chair
 Cushion CUS184
 Cover FC266



W 31 D 36 H 36 SH 20 AH 24 Wt 52 LBS.

FN30SR Swivel Rocker Lounge Chair
 Cushion CUS184
 Cover FC266



W 31 D 37 H 35.5 SH 21.5 AH 24.5 Wt 66 LBS.

FN10 Ottoman
 Cushion CUS182
 Cover FC265



W 31 D 21.5 H 19 Wt 29 LBS.



Frances seating group pictured with 4108 Fog cushions.

Quick Ship cushions available for immediate delivery.
 See page 202 for details.

FRANCES

SECTIONAL




Stocked Combination [Teak/Wicker]



Grade A Teak/Willow=**A/L**

Special Order Wicker Colors



Wicker Key: White=**W**, Rush=**RU**, Sea Salt=**S**, Textured Gray=**TG**, Cobblestone=**CS**, Sunset=**SN**, Textured Charcoal=**H**, Black=**BK**

FN63 Sectional Right Arm (Facing) Settee
Cushion CUS184 x 2
Cover FC286*



W 54 D 36.5 H 36 SH 20 AH 24 Wt 76 LBS.

FN62 Sectional Left Arm (Facing) Settee
Cushion CUS184 x 2
Cover FC285*



W 54 D 36.5 H 36 SH 20 AH 24 Wt 76 LBS.

FN32 Sectional Armless Chair
Cushion CUS184
Cover FC284*



W 26 D 36.5 H 36 SH 20 Wt 42 LBS.

FN27 Sectional Corner Chair
Cushion CUS192
Cover FC283*



W 36.5 D 36.5 H 36 SH 20 Wt 58 LBS.

FN31 Sectional Ottoman
Cushion CUS191
Cover FC282 (no zipper)



W 26 D 26 H 20 Wt 28 LBS.



FN20 Side Table
Clear tempered glass top.
Cover FC248



L 20 W 20 H 20 Wt 23 LBS.

FN45 Coffee Table
Clear tempered glass top.
Cover FC249



L 45 W 30 H 15 Wt 38 LBS.

Locking hardware is provided to secure seating units together.

Sectional pictured with one each of the left arm settee, armless chair, corner chair, and right arm settee. Shown with 5453 Canvas cushions.

Quick Ship cushions available for immediate delivery.
See page 202 for details.

*Frances sectional covers zip together for any configuration. Order one main panel per section and one left (FC287) and right (FC288) end panel for end units.
Example: A 4-piece sectional needs 6 covers: 4 main, 1 left end, 1 right end.



HADLEY

DINING CHAIRS

Hadley is our modern interpretation of classic 20th-century American furniture. Frames are crafted from premium Grade A teak using precise mortise and tenon joinery. Seating surfaces are handwoven in all-weather wicker designed to look like authentic rope. The woven portions feature a traditional triangular pattern, creating another layer of design. Deep seating units require cushions, while dining chairs are comfortable with or without cushions.



HD16 Dining Side Chair
Ships 2 per carton.
Cushion CUS205



W 18.5 D 25 H 35.5 SH 17.5 Wt 23 LBS.

HD17 Dining Armchair
Ships 2 per carton.
Cushion CUS205



W 23 D 25 H 35.5 SH 17.5 AH 25 Wt 28 LBS.



Stocked Combination [Teak/Wicker]



Grade A Teak/Natural Rope (5mm) •A/RP5

Special Order Wicker Color



Hemp (5mm) •PM5

Always check dimensions of dining chairs and tables for compatibility.

Chairs pictured with our 73" Wainscott rectangular dining table.

Quick Ship cushions available for immediate delivery. See page 202 for details.



HADLEY

DEEP SEATING

HD81 Sofa
Cushion CUS181 x 3
Cover FC289



W 81.5 D 33.5 H 34.5 SH 17 AH 21 Wt 136 LBS.

HD56 Settee
Cushion CUS181 x 2
Cover FC252



W 56 D 33.5 H 34.5 SH 17 AH 21 Wt 100 LBS.

HD31 Lounge Chair
Cushion CUS181
Cover FC251



W 34 D 33.5 H 34.5 SH 17 AH 21 Wt 51 LBS.

HD10 Ottoman
Cushion CUS180
Cover FC250



W 25 D 21.5 H 16.5 Wt 20 LBS.



Stocked Combination (Teak/Wicker)



Grade A Teak/Natural Rope (7mm) •A/RP7

Special Order Wicker Color



Hemp (7mm) •PM7

Seating at left and top right is pictured with 5453 Canvas cushions and our Classic occasional tables (CL38, CL20).

Quick Ship cushions available for immediate delivery. See page 202 for details.





HANA

DINING CHAIRS

The Hana collection intertwines modern aesthetics with timeless craftsmanship. Solid Grade A teak frames are complemented by the contrasting texture of our Sisal all-weather wicker. Dining chairs are beautifully contoured and offer a comfortable dining experience without the need for added cushions. The lounge pieces, enhanced by sling seat decks beneath the cushions, invite moments of sheer relaxation. Designed by GOWER + WOOLF.

HH14 Dining Side Chair
Ships 2 per carton.



W 19.5 D 25 H 31.5 SH 17.5 Wt 19 LBS.

HH15 Dining Armchair
Ships 2 per carton.



W 24 D 25 H 31.5 SH 17.5 AH 23.5 Wt 20 LBS.

Stocked Combination [Teak/Wicker]



Grade A Teak/Sisal • **A/SI**



Always check dimensions of dining chairs and tables for compatibility.

Dining chairs pictured with our Bainbridge dining table.



HANA

DEEP SEATING

Stocked Combination (Teak/Wicker)



Grade A Teak/Sisal • A/SI





HH80 Sofa
Cushion CUS238
Cover FC380

W 81.5 D 36 H 33 SH 17.5 AH 21 Wt 140 LBS.



HH30 Lounge Chair
Cushion CUS239
Cover FC379

W 34.5 D 36 H 33 SH 17.5 AH 21 Wt 58 LBS.



HH10 Ottoman
Cushion CUS241
Cover FC378

W 30.5 D 23.5 H 17 Wt 27 LBS.



HH24 Side Table
Cover FC381

L 25 W 24.5 H 15 Wt 17 LBS.



HH54 Coffee Table
Cover FC382

L 54 W 28 H 15 Wt 33 LBS.

Assembly required.

Cushions for the Hana collection are intended solely for outdoor use.

Quick Ship cushions available for immediate delivery.
See page 202 for details.



HUDSON

DINING CHAIRS

Our Hudson collection combines premium, solid teak frames with woven seating surfaces. Teak arms are beautifully rounded for understated refinement, and legs arch back with graceful flair. Two options are offered for woven surfaces: either Natural Cord or Charcoal Rope. Natural Cord is designed to look like authentic Danish paper-cord, using two distinct strands of all-weather wicker fiber interwoven in a classic pattern. Our weather-friendly Charcoal Rope is made from supple, polypropylene yarns braided around a plastic core for structure and strength. Cushions on deep seating units are essential, and offered in a variety of stain resistant fabrics. Dining chairs are comfortable with or without a cushion.



HN14 Dining Side Chair
Ships 2 per carton.
Cushion CUS198



W 19 D 25.5 H 34.5 SH 17.5 Wt 13 LBS.

HN15 Dining Armchair
Ships 2 per carton.
Cushion CUS198



W 21.5 D 25.5 H 34.5 SH 17.5 AH 24.5 Wt 17 LBS.

Stocked Combinations (Teak/Woven)



Grade A Teak/Natural Cord Wicker • **A/NC**



Grade A Teak/Charcoal Rope (8mm) • **A/CH8**



Always check dimensions of dining chairs and tables for compatibility.

Quick Ship cushions available for immediate delivery. See page 202 for details.



HUDSON

DEEP SEATING

Seating pictured with Tuscany tables in the Rustic finish and 5453 Canvas cushions.

Quick Ship cushions available for immediate delivery.
See page 202 for details.



HN80 Sofa
Cushion CUS181 x 3
Cover FC289



W 79.5 D 33 H 34 SH 16.5 AH 21 Wt 96 LBS.

HN55 Settee
Cushion CUS181 x 2
Cover FC252




W 54.5 D 33 H 34 SH 16.5 AH 21 Wt 66 LBS.

HN30 Lounge Chair
Cushion CUS181
Cover FC251



W 29.5 D 33 H 34 SH 16.5 AH 21 Wt 43 LBS.

Stocked Combinations (Teak/Woven)



Grade A Teak/Natural Cord Wicker=A/NC



Grade A Teak/Charcoal Rope (8mm)=A/CH8

HN10 Ottoman
Cushion CUS180
Cover FC250



W 25 D 21.5 H 15.5 Wt 15 LBS.



HYANNIS

EXTENSION TABLES

The Hyannis extension tables are the perfect complement to our wide assortment of modern and transitional dining chairs. Expertly crafted from solid Grade A teak, the tables expand using smooth stainless steel tracks. The design of the tables incorporates superb modern styling, including a streamlined width and block-style legs. Table length can be easily adjusted using one or both of the two self-storing butterfly leaves. A stationary center section makes it unnecessary to remove an umbrella when adjusting the table size.

Stocked Teak Finish



Grade A Teak • A



HY102N 102" Rectangular Extension Table

Seats 6/10
 Expands from 70" to 102".
 2 self-storing leaves.
 2.5" umbrella hole.
 Accepts up to 11.5' umbrella.
 Cover FC041 (table w/ 6-10 chairs)



L 70-102 W 39.5 H 30 WBL 55.5/28.5* Wt 132 LBS.

HY118N 118" Rectangular Extension Table

Seats 8/12
 Expands from 82.5" to 118".
 2 self-storing leaves.
 2.5" umbrella hole.
 Accepts up to 11.5' umbrella.
 Cover FC177 (table w/ 8-12 chairs)



L 82.5-118 W 39.5 H 30 WBL 63/27.5* Wt 173 LBS.

Assembly required.

- *HY102N Space Between Legs: 55.5" at sides, 28.5" at ends
 - Overhang: 20" at ends (table extended)
 - Clearance Under Apron: 26" at sides, 29" at ends (table extended), 25" at ends (not extended).
- *HY118N Space Between Legs: 63" at sides, 27.5" at ends
 - Overhang: 24" at ends (table extended)
 - Clearance Under Apron: 26" at sides, 29" at ends (table extended), 25" at ends (not extended).

Table pictured with our St. Tropez dining chairs with Slate slings.

Please note that the ST16 Dining Armchair will not slide underneath the long side of the Hyannis dining table when the table is in the closed position due to the table apron.

Note: Due to the stainless steel track mechanism, this table is not recommended for use by the ocean (salt air environment).





IPANEMA

DEEP SEATING & DAYBED

Ipanema is the confluence of two mid-century design movements: Danish modern and California contemporary. The result is a unique, sophisticated style with timeless appeal. All pieces are constructed from solid teak; some items incorporate marine-grade, stainless steel braces that are both beautiful and functional. Designed by Glyn Peter Machin.



IP80 Sofa
Cushion CUS57
Cover FC130



W 84 D 35 H 33 SH 17 AH 24 Wt 134 LBS.

IP55 Settee
Cushion CUS56
Cover FC129



W 59 D 35 H 33 SH 17 AH 24 Wt 83 LBS.

IP90 Daybed
Marine-grade stainless steel braces.
Cushion CUS44
Cover FC132



W 87 D 39 H 33 SH 17 Wt 175 LBS.

IP30 Lounge Chair
Cushion CUS55
Cover FC125



W 34 D 35 H 33 SH 17 AH 24 Wt 57 LBS.

IP20 Side Table
Cover FC122



L 25 W 19 H 18 Wt 17 LBS.

IP10 Ottoman
Cushion CUS58
Cover FC121



W 25 D 23 H 17 Wt 23 LBS.

IP47 Coffee Table
Marine-grade stainless steel leg braces.
Cover FC126



L 47 W 35 H 15.5 Wt 46 LBS.

Stocked Teak Finish



Grade A Teak • A

Assembly required.

Deep seating group pictured with 5453 Canvas cushions.

Daybed pictured with 5453 Canvas cushions, including mattress cushion, 5 back pillows, and 2 bolsters.
Small image at top right: Daybed back corner.

Quick Ship cushions available for immediate delivery.
See page 202 for details.



IPANEMA

SECTIONAL

Stocked Teak Finish



Grade A Teak • A



IP54 Sectional Armless Settee
 Marine-grade stainless steel braces.
 Cushion CUS52 x 2
 Cover FC128*

W 55 D 32 H 33 SH 17 Wt 88 LBS.



IP27 Sectional Armless Chair
 Marine-grade stainless steel braces.
 Cushion CUS52
 Cover FC123*

W 27.5 D 32 H 33 SH 17 Wt 48 LBS.



IP28 Sectional Corner Chair
 Marine-grade stainless steel braces.
 Cushion CUS53
 Cover FC124*

W 32 D 32 H 33 SH 17 Wt 86 LBS.



IP52 Sectional Chaise
 Marine-grade stainless steel braces.
 Cushion CUS54
 Cover FC127 (no zipper)

W 28 D 56 H 33 SH 17 Wt 74 LBS.



Assembly required.

Clips provided to secure seating units together.

Sectional pictured with two settees and one each of the armless chair, corner chair, and chaise; pictured with 5453 Canvas cushions.

Quick Ship cushions available for immediate delivery.
 See page 202 for details.

*Ipanema sectional covers zip together for any configuration. Order one main panel per section and one left (FC234) and right (FC235) end panel for end units. Example: A 4-piece sectional needs 6 covers: 4 main, 1 left end, 1 right end.

JUPITER

DEEP SEATING

Our Jupiter collection consists of primarily woven frames that showcase a modern, angular design. The open architecture of the seating reveals a floating seat deck that supports thick, comfortable cushions. The distinctive "X" motif within the arms is made from solid teak wood; this design element is echoed in the matching wicker tables. When exposed to the elements, the brown teak will weather to a handsome silver-gray that complements the wicker fiber. Designed by Andrew Gower.



JP20 Side Table
Clear tempered glass top.
Cover FC257



L 20 W 20 H 20 Wt 24 LBS.

JP45 Coffee Table
Clear tempered glass top.
Cover FC258



L 45 W 30 H 15 Wt 40 LBS.



JP75 Sofa

Cushion CUS184 x 3 (shown)
Cushion CUS272 (2 seats & backs)
Cover FC256



W 87 D 38.5 H 33.5 SH 17.5 AH 24 Wt 109 LBS.

JP60 Settee

Cushion CUS184 x 2
Cover FC255



W 62 D 38.5 H 33.5 SH 17.5 AH 24 Wt 86 LBS.

JP30 Lounge Chair

Cushion CUS184
Cover FC254



W 37 D 38.5 H 33.5 SH 17.5 AH 24 Wt 63 LBS.


JP10 Ottoman

Cushion CUS183
Cover FC253



W 37 D 25.5 H 17 Wt 40 LBS.

Stocked Wicker Color



Cool Grey •CG

Special Order Wicker Color



Granite •GR

Seating at top left pictured with Mendocino occasional tables; all seating shown with 5453 Canvas cushions.

Quick Ship cushions available for immediate delivery. See page 202 for details.

LA JOLLA

DINING GROUP

Drawing inspiration from the iconic seaside enclave, our La Jolla collection showcases sleek modern design. Crafted from rustproof aluminum frames with distinct tapered legs, the collection offers both durability and style. Seating surfaces are hand-woven from weather-friendly rope and may be used with or without cushions. The collection highlights beautiful elements in Grade A teak, from the dining chair arms to the wide slats of the tabletop.





LJ14 Dining Side Chair

Stacking.
Ships 2 per carton.
Cushion CUS240



W 20.5 D 22.5 H 34.5 SH 17 Wt 7 LBS.

LJ15 Dining Armchair

Stacking.
Ships 2 per carton.
Cushion CUS240



W 23.5 D 22.5 H 34.5 SH 17 AH 26 Wt 8 LBS.

LJ72 72" Rectangular Dining Table

Seats 6
2" umbrella hole.
Accepts up to 10' umbrella.
Cover FC037 (table w/ 4-6 chairs)



L 72 W 43.5 H 29.5 C 26.5 WBL 60/36.5 Wt 85 LBS.

LJ92 91.5" Rectangular Dining Table

Seats 8
2" umbrella hole.
Accepts up to 10' umbrella.
Cover FC041 (table w/ 6-8 chairs)



L 91.5 W 43.5 H 29.5 C 26.5 WBL 80/36.5 Wt 104 LBS.

Stocked Combination (Aluminum/Rope)



Putty/Pearl (5mm) • PY/PL5

Special Order Aluminum Finish



White=WH



Table assembly required.

Always check dimensions of dining chairs and tables for compatibility.

Use care when stacking powder-coated frames to avoid marring the finish.





LUCIA

DINING CHAIR

The slender and airy Lucia collection has a relaxed style that complements modern and traditional settings. Gracefully curved aluminum backrests are wrapped with weather-friendly rope in an open, vertical pattern. Beautifully sculpted bases are crafted from premium teak. Sling decking beneath the seat cushions offers just the right amount of spring.


LU15 Dining Armchair

Ships 2 per carton.
Cushion CUS270 (seat only)
Cushion CUS268 (seat & back)



W 23 D 25 H 32 SH 20.5 AH 25 Wt 17 LBS.

Stocked Combination (Teak/Rope)



Grade A Teak/Dove (5mm) • A/DV5

Special Order Rope Color



Charcoal (5mm) • CH5

Cushions for the Lucia collection are intended solely for outdoor use.

Dining chairs pictured with 5453 Canvas cushions.

Always check dimensions of dining chairs and tables for compatibility.

Quick Ship cushions available for immediate delivery. See page 202 for details.



LUCIA

DEEP SEATING





LU80 Sofa
Cushion CUS259
Cover FC331



W 81 D 31.5 H 32.5 SH 18.5 AH 24 Wt 72 LBS.

LU55 Settee
Cushion CUS260
Cover FC330



W 56 D 31.5 H 32.5 SH 18.5 AH 24 Wt 53 LBS.

LU30 Lounge Chair
Cushion CUS250
Cover FC328




W 31 D 31.5 H 32.5 SH 18.5 AH 24 Wt 32 LBS.

LU10 Ottoman*
Cushion CUS261
Cover FC329
Assembly required.



W 25 D 21.5 H 17.5 Wt 16 LBS.

Stocked Combination (Teak/Rope)



Grade A Teak/Dove (5mm) • **A/DV5**

Special Order Rope Color



Charcoal (5mm) • **CH5**

*Rope color may not be specified for LU10 Ottoman as frame is made from solid teak.

Seating pictured with 5453 Canvas cushions and Tribeca Grade A teak occasional tables.

Quick Ship cushions available for immediate delivery. See page 202 for details.



MARIN

DINING, CLUB SEATING & CHAISE

The Marin collection has classic Danish modern styling, with beautifully tapered arms and legs meeting at sharp angles. Frames are substantial and sturdy, crafted from Grade A teak wood and stainless steel hardware. Sling seating surfaces made from Batyline™ are comfortable, replaceable, and easy to care for. Designed by Fred Spector.



MN14 Dining Side Chair
Ships 2 per carton.




W 21 D 28 H 34.5 SH 18 Wt 22 LBS.

MN15 Dining Armchair*



W 24 D 25 H 34.5 SH 18 AH 25.5 Wt 25 LBS.

Stocked Combination (Teak/Sling)



Grade A Teak/Taupe•A/PE

Special Order Sling Color



White•HT



MN55 Club Settee
Cover FC281



W 51 D 29.5 H 31 SH 15.5 AH 22.5 Wt 45 LBS.

MN30 Club Chair
Cover FC291



W 27 D 29.5 H 31 SH 15.5 AH 22.5 Wt 29 LBS.

MN10 Club Ottoman
Cover FC290



W 27 D 19.5 H 15.5 Wt 17 LBS.

MN70 Chaise
5 position adjustable backrest.
Cover FC292
Assembly required.



W 27.5 L 79 SH 14.5 Wt 58 LBS.

Note: Due to the stainless steel hardware, this collection is not recommended for use poolside or by the ocean (salt air environment).

Always check dimensions of dining chairs and tables for compatibility.

*Dining chairs pictured with our Amalfi dining table. Please note that the MN15 Dining Armchair will not slide fully underneath the Amalfi dining table.



MEREDITH

DINING CHAIRS & DEEP SEATING

Inspired by the elegance of classic garden furniture, the Meredith collection marries timeless charm with modern functionality. A traditional lattice backrest, inspired by garden trellises, imparts geometric sophistication and style. Each piece is crafted from durable powder-coated aluminum, making it lightweight yet robust, and features plush cushions supported by sling decks for exceptional comfort. The Meredith collection beautifully complements our Tribeca aluminum dining and occasional tables. The dining chairs are available by special order only.



MH14 Dining Side Chair

Ships 2 per carton.
Cushion CUS265



Note: Special order only.

W 21 D 27.5 H 38 SH 18.5 Wt 14 LBS.

MH30 Lounge Chair

Cushion CUS255
Cover FC402



W 29 D 37 H 37.5 SH 19 AH 25 Wt 29 LBS.

MH15 Dining Armchair

Ships 2 per carton.
Cushion CUS265



Note: Special order only.

W 22.5 D 28.5 H 38 SH 18.5 AH 25.5 Wt 17 LBS.

MH10 Ottoman

Cushion CUS266
Cover FC403



W 25.5 D 22 H 18 Wt 18 LBS.

MH80 Sofa

Cushion CUS255 x 3
Cover FC400



W 79.5 D 37 H 37.5 SH 19 AH 25 Wt 63 LBS.

Stocked Aluminum Finish



White • **WH**

Special Order Aluminum Finishes



BE



CL

Aluminum Key: Bird's Egg • **BE**,
Charcoal • **CL**

MH55 Settee

Cushion CUS255 x 2
Cover FC401



W 54 D 37 H 37.5 SH 19 AH 25 Wt 50 LBS.


Always check dimensions of dining chairs and tables for compatibility.

Deep Seating pictured with Tribeca aluminum tables, 3218 Sailcloth Salt cushions, 16" pillows in 5232 Tranquil Sky, and Hattie the Cockpoo.


Quick Ship cushions available for immediate delivery. See page 202 for details.




Stocked Combinations (Wicker/Sling)



Cane/Taupe • **CN/PE***



Driftwood/Taupe • **D/PE**



Shadow/Gray • **SW/G**

Special Order Wicker Colors




CN

D

SW

Special Order Sling Colors



HT

PE

G

BZ

Wicker Key: Cane • **CN**, Driftwood • **D**, Shadow • **SW**

Sling Key: White • **HT**, Taupe • **PE**, Gray • **G**, Bronze • **BZ**



MILANO

CHAIRS, CLUB SEATING & CHAISE

Milano reinvents classic wicker styling with a modern upholstered sling seating surface, eliminating the need for a cushion. Seats are padded with quick-draining reticulated foam and upholstered in Batyline™— a 100% vinyl-coated polyester textile that is durable, fade resistant, and easy to care for. Most pieces are stocked in two color combinations, with the dining chair also stocked in Cane/Taupe. For further customization, all Milano pieces can be special ordered in Driftwood, Shadow, or Cane wicker, paired with sling options in Bronze, Gray, White, or Taupe.



M015 Dining Armchair
Ships 2 per carton.



W 25 D 26 H 32.5 SH 18 AH 25 Wt 13 LBS.

M070 Chaise

Upholstered decking is replaceable.
4 position adjustable backrest.
Cover FC303



W 29 L 79 SH 15 Wt 43 LBS.

M060 Club Settee
Cover FC302



W 54 D 28.5 H 32 SH 16.5 AH 24 Wt 30 LBS.

M025 Club Chair
Cover FC294



W 30.5 D 30 H 31.5 SH 16.5 AH 24 Wt 15 LBS.

M005 Club Ottoman
Cover FC293



W 25 D 21.5 H 15.5 Wt 8 LBS.



The Milano collection is intended solely for outdoor use.

Always check dimensions of dining chairs and tables for compatibility.

Milano dining chairs shown with Tuscany table.

*Stocked combination available for M015 only.

MILANO

DEEP SEATING





M075 Sofa
Cover FC320



Note: Special order only.

W 83 D 33 H 30.5 SH 17 AH 22 Wt 70 LBS.

M062 Settee
Cover FC319



Note: Special order only.

W 57 D 33 H 30.5 SH 17 AH 22 Wt 52 LBS.

M030 Lounge Chair
Cover FC317



Note: Special order only.

W 31.5 D 33 H 30.5 SH 17 AH 22 Wt 35 LBS.

M010 Ottoman
Cover FC318



Note: Special order only.

W 31.5 D 21 H 16 Wt 18 LBS.

Special Order Wicker Colors




CN

D

SW

Special Order Sling Colors



HT

PE

G

BZ

Wicker Key: Cane•**CN**, Driftwood•**D**, Shadow•**SW**

Sling Key: White•**HT**, Taupe•**PE**, Gray•**G**, Bronze•**BZ**

The Milano collection is intended solely for outdoor use.

Upholstered decking is replaceable.

Seating shown with Tribeca Grade A teak occasional tables.

MILANO

SECTIONAL



The Milano collection is intended solely for outdoor use.


Clips are provided to secure seating units together.

Upholstered decking is replaceable.


Sectional pictured with three armless chairs, one curved corner chair, one armless settee, one square corner chair, and one ottoman. Shown with Ipanema coffee table.

*Milano sectional covers zip together for any configuration. Order one main panel per section and one left (FC300) and right (FC301) end panel for end units. Example: A 4-piece sectional needs 6 covers: 4 main, 1 left end, 1 right end.

Stocked Combinations (Wicker/Sling)



Driftwood/Taupe • **D/PE**



Shadow/Gray • **SW/G**

Special Order Wicker Colors




CN

D

SW

Special Order Sling Colors



HT

PE

G

BZ

Wicker Key: Cane • **CN**, Driftwood • **D**, Shadow • **SW**

Sling Key: White • **HT**, Taupe • **PE**, Gray • **G**, Bronze • **BZ**



**M084 Sectional
Armless Settee**
Cover FC299*



W 54 D 32.5 H 30 SH 17 Wt 45 LBS.

**M054 Sectional Curved
Armless Settee**
Cover FC316*



W 81 D 39.5 H 30 SH 17 Wt 60 LBS.

**M052 Sectional
Armless Chair**
Cover FC297*



W 27 D 32.5 H 30 SH 17 Wt 25 LBS.

**M047 Sectional
Square Corner Chair**
Cover FC296*



W 32 D 32.5 H 30 SH 17 Wt 30 LBS.

**M056 Sectional
Curved Corner Chair**
Cover FC298*



W 32 D 32.5 H 30 SH 17 Wt 25 LBS.

M051 Sectional Ottoman
Cover FC295 (no zipper)



W 27 D 27 H 17 Wt 17 LBS.







MONTAUK

DEEP SEATING & SECTIONAL

Montauk is among our most comfortable lounge collections, with angled backrests, plush cushions, and extra deep seats that have flexible sling decking. Frames are crafted from solid distressed teak wood that showcases natural characteristics in the timber, such as knots, checking, and other irregularities. All pieces are hand-painted in our Vintage finish for a weathered appearance. See page 193 for details on how painted teak weathers.

MK80 Sofa
Cushion CUS227
Cover FC364



W 80 D 35.5 H 34.5 SH 18 AH 25 Wt 146 LBS.

MK78 Sectional Right Arm (Facing) Sofa
Cushion CUS227
Cover FC385*



W 77.5 D 35.5 H 34.5 SH 18 AH 25 Wt 117 LBS.

MK30 Lounge Chair
Cushion CUS226
Cover FC363



W 32 D 35.5 H 34.5 SH 18 AH 25 Wt 70 LBS.

MK77 Sectional Left Arm (Facing) Sofa
Cushion CUS227
Cover FC384*



W 77.5 D 35.5 H 34.5 SH 18 AH 25 Wt 117 LBS.

MK24 Side Table
Cover FC386



L 23.5 W 23.5 H 15.5 Wt 39 LBS.

MK35 Sectional Corner Chair
Cushion CUS237
Cover FC383*



W 35.5 D 35.5 H 34.5 SH 18 AH 25 Wt 66 LBS.

MK51 Coffee Table
Cover FC387



L 51 W 31.5 H 15.5 Wt 80 LBS.

Assembly required.

Hardware is provided to secure sectional units together.

Deep seating at top left shown with Tuscany occasional tables in the Vintage finish.

Sectional shown with 5453 Canvas cushions, 4617 Mainstreet Twig toss pillows (18") and Montauk occasional tables in the Vintage finish.

Quick Ship cushions available for immediate delivery. See page 202 for details.


*Montauk sectional covers zip together for any configuration. Order one main panel per section and one left (FC394) and right (FC395) end panel for end units. Example: A 3-piece sectional needs 5 covers: 3 main, 1 left end, 1 right end.

Stocked Teak Finish



Vintage • VT

Special Order Teak Finish



Rustic • R





MONTEREY

FOLDING CHAIRS

Our classically styled Monterey chairs have a slim profile, graceful curves, and complement any of our teak dining tables.

MT14 Dining Side Chair
Folds compactly for storage.
Chair seat has locking mechanism when in use.
Cushion CUS15



W 18 D 27 H 37 SH 18 Wt 15 LBS.

MT15 Dining Armchair
Folds compactly for storage.
Chair seat has locking mechanism when in use.
Cushion CUS15



W 21 D 27 H 37 SH 18 AH 25.5 Wt 17 LBS.

Stocked Teak Finish



Grade A Teak • A

Always check dimensions of dining chairs and tables for compatibility.

Dining chairs pictured with our Essex round dining table.

Quick Ship cushions available for immediate delivery. See page 202 for details.

NANTUCKET

CHAISE

With scrolled arms and back, and contemporary profile, the Nantucket collection embodies what is best in modern exterior furnishings. All pieces are made from premium teak and have solid brass hardware.





NT70 Chaise

4 position adjustable backrest.
Integrated wheels.
Cushion CUS70
Cover FC138 (chaise without arms)



W 25 L 77 SH 13 Wt 60 LBS.

NT01 Optional Chaise Arms

Solid brass hardware.



W 2 L 24 H 9 Wt 8 LBS.

NTTR Optional Chaise Tray

Slides in and out for ease of use.



W 12 L 22 Wt 7 LBS.

Stocked Teak Finish



Grade A Teak•A

Assembly required.

Chaise pictured with 5453 Canvas cushion.

Quick Ship cushions available for immediate delivery.
See page 202 for details.

NANTUCKET

DEEP SEATING





NT80 Sofa
Cushion CUS166 x 3
Cover FC139



W 80 D 33 H 34.5 SH 16 AH 21 Wt 158 LBS.

NT22 Side Table
Cover FC134



L 21 W 21 H 17 Wt 22 LBS.

NT55 Settee
Cushion CUS166 x 2
Cover FC137



W 55 D 33 H 34.5 SH 16 AH 21 Wt 118 LBS.

NT40 Coffee Table
Cover FC136



L 41 W 23 H 15 Wt 30 LBS.

NT30 Lounge Chair
Cushion CUS166
Cover FC135



W 30 D 33 H 34.5 SH 16 AH 21 Wt 74 LBS.

Stocked Teak Finish



Grade A Teak • A

NT10 Ottoman
Cushion CUS165
Cover FC133



W 29.5 D 22 H 14 Wt 29 LBS.

Assembly required.

Seating at left shown in naturally weathered teak wood.
Seating above pictured with 5453 Canvas cushions.

Quick Ship cushions available for immediate delivery.
See page 202 for details.



NEVIS

DINING CHAIR & DEEP SEATING

Our Nevis collection evokes the calming beauty of the Caribbean shoreline, uniting classic charm with contemporary elegance. The robust powder-coated aluminum frames and intricately woven Tempeplex™ backrests offer both durability and refined style. Crafted from 100% PVC-coated polyester strands braided around polypropylene yarn, our Tempeplex fiber ensures weather resistance, easy maintenance, and resilience against fading and stains. Designed with comfort at its core, each piece features sling decking beneath the cushions for a luxurious seating experience. The Nevis collection beautifully complements our Tribeca aluminum dining and occasional tables.

Stocked Combination (Aluminum/Tempeplex™)



White/Shell (5mm) • **WH/SH5**

Special Order Aluminum Finishes



BE

CL

Aluminum Key: Bird's Egg • **BE**, Charcoal • **CL**



NV15 Dining Armchair
 Ships 2 per carton.
 Cushion CUS270 (seat only)
 Cushion CUS268 (seat & back)



.....
W 22 D 26 H 32 SH 21 AH 26 Wt 20 LBS.

NV80 Sofa
 Cushion CUS259
 Cover FC331



.....
W 80 D 32 H 33 SH 19 AH 25 Wt 67 LBS.

NV55 Settee
 Cushion CUS260
 Cover FC330



.....
W 54 D 32 H 33 SH 19 AH 25 Wt 48 LBS.

NV30 Lounge Chair
 Cushion CUS250
 Cover FC328



.....
W 29 D 32 H 33 SH 19 AH 25 Wt 27 LBS.

NV10 Ottoman
 Cushion CUS261
 Cover FC329
 Assembly required.



.....
W 25 D 21.5 H 18 Wt 18 LBS.



Always check dimensions of dining chairs and tables for compatibility.


Cushions for the Nevis collection are intended solely for outdoor use.

Seating and Dining pictured with Tribeca aluminum tables and 5404 Cloud cushions.

Quick Ship cushions available for immediate delivery.
 See page 202 for details.

NEVIS

SECTIONAL





**NV62 Sectional Left
Arm (Facing) Settee**
Cushion CUS251
Cover FC404*



W 54 D 32 H 33 SH 19 AH 25 Wt 44 LBS.

**NV63 Sectional Right
Arm (Facing) Settee**
Cushion CUS252
Cover FC405*



W 54 D 32 H 33 SH 19 AH 25 Wt 44 LBS.

**NV64 Sectional
Armless Settee**
Cushion CUS253
Cover FC406*



W 52 D 32 H 33 SH 19 Wt 42 LBS.

**NV27 Sectional
Corner Chair**
Cushion CUS254
Cover FC407*



W 32 D 32 H 33 SH 19 Wt 28 LBS.

Stocked Combination (Aluminum/Tempeplex™)



White/Shell (5mm) • **WH/SH5**

Special Order Aluminum Finishes



BE

CL

Aluminum Key: Bird's Egg • **BE**,
Charcoal • **CL**

Clips provided to secure seating units together.

Sectional pictured with one left arm settee, one right arm settee,
one armless settee, and one corner chair.

Shown with 5404 Cloud cushions and our Tribeca aluminum table.

Quick Ship cushions available for immediate delivery. See page 202 for details.

*Nevis sectional covers zip together for any configuration. Order one main
panel per section and one left (FC408) and right (FC409) end panel for end units.
Example: A 4-piece sectional needs 6 covers: 4 main, 1 left end, 1 right end.



NORMANDY

DEEP SEATING

Our Normandy collection is quintessential garden estate furniture sculpted from solid distressed teak. The masterful reliefs of hummingbirds and trumpet vines, hand-carved with utmost precision, pay homage to the classic French Provincial style. The distressed teak, finished with a subtle antiquing process that maintains the wood's natural character and charm, showcases natural irregularities and may include small knots. The collection blends comfort and elegance with weather-friendly cushions poised on sling seat decks.





NDY60 Settee
Cushion CUS246 x 2
Cover FC390



W 57.5 D 36.5 H 33 SH 18.5 AH 22 Wt 89 LBS.

NDY30 Lounge Chair
Cushion CUS246
Cover FC389



W 32 D 36.5 H 33 SH 18.5 AH 22 Wt 52 LBS.

NDY10 Ottoman
Cushion CUS247
Cover FC388



W 31 D 23 H 18.5 Wt 31 LBS.

NDY20 Side Table
Cover FC391



L 25 W 20 H 20 Wt 20 LBS.

NDY36 Coffee Table
Cover FC392



L 36 W 20 H 16 Wt 25 LBS.

Stocked Teak Finish



Antiqued • Q

Assembly required.

Seating shown with 5453 Canvas cushions and 5457 Aloe toss pillows (18").

Quick Ship cushions available for immediate delivery. See page 202 for details.





OSLO

DINING TABLES

Our Oslo tables take their inspiration from antique Scandinavian farm tables. Frames are made from solid, distressed teak wood that showcases natural characteristics such as knots, checking, and other irregularities, adding to each piece's vintage style. Table tops are fashioned from beautiful extra wide planks of teak. Trestle-style bases have scrolled motifs and wedged mortise and tenon joinery. Oslo tables are hand-finished in Antiqued White. See page 193 for details on how painted teak weathers.

OS72 72" Rectangular Dining Table
Seats 6
Does not accept umbrella.
Cover FC032 (table only)
Cover FC037 (table w/ 4-6 chairs)



L 72 W 39 H 29.5 C 28.5 WBL 50 Wt 120 LBS.

OS92 92" Rectangular Dining Table
Seats 8
Does not accept umbrella.
Cover FC041 (table w/ 6-8 chairs)



L 92 W 39 H 29.5 C 28.5 WBL 70 Wt 152 LBS.

Stocked Teak Finish



Antiqued White • **AW**



Assembly required.

Dining table shown with our Sag Harbor dining chairs in Oyster wicker with 4107 Ocean cushions.



PROVENCE

TABLES

Our trestle-based Provence tables are designed with old world charm using solid, distressed teak wood. Knots, checking, and other imperfections give each piece its own unique character – no two items are exactly alike. Tables can be ordered in Rustic (no finish) or in one of two hand-applied factory finishes: Vintage or Antiqued White. See page 193 for details on how painted teak weathers.



PV50 50" Round Dining Table

Seats 4
Does not accept umbrella.
Cover FC030 (table only)
Cover FC036 (table w/ 4 chairs)



D 50 H 29.5 C 28.5 Wt 95 LBS.

PV59 59" Round Dining Table

Seats 6
Does not accept umbrella.
Cover FC031 (table only)
Cover FC038 (table w/ 4-6 chairs)



D 59 H 29.5 C 28.5 Wt 139 LBS.

PV73 73" Rectangular Farmhouse Table

Seats 6
Does not accept umbrella.
Cover FC032 (table only)
Cover FC037 (table w/ 4-6 chairs)



L 73 W 39 H 29.5 C 28.5 WBL 47.5 Wt 166 LBS.

PV96 96" Rectangular Farmhouse Table

Seats 8
Does not accept umbrella.
Cover FC034 (table only)
Cover FC041 (table w/ 6-8 chairs)



L 96 W 39 H 29.5 C 28.5 WBL 70 Wt 208 LBS.

PV24 24" Side Table

Cover FC185



D 24 H 20 Wt 27 LBS.

PV42 42" Coffee Table

Does not accept umbrella.
Cover FC039



D 42 H 17.5 Wt 68 LBS.

Stocked Teak Finishes



Rustic • R



Vintage • VT

Special Order Teak Finish



Antiqued White • AW



Assembly required.

Rectangular farmhouse table shown in Vintage with our Southampton dining chairs in Oyster wicker. Coffee table at top right shown in Rustic. Dining table at bottom right shown in Antiqued White.



QUOGUE

DINING CHAIR & CHAISE

The Quogue collection combines all-weather wicker with a modern upholstered seating surface, eliminating the need for a cushion. The seats are gently padded with quick-drying reticulated foam and upholstered in durable, easy-to-care-for Batyline™ mesh, typically drying in as little as 20 minutes after rainfall. All items are stocked in Rush wicker with a White sling. For further customization, Quogue pieces can be special ordered in nine wicker colors, paired with sling options in Bronze, Gray, Taupe, or White.



QU15 Dining Armchair
Ships 2 per carton.



W 22 D 26.5 H 32 SH 18 AH 25.5 Wt 18 LBS.

QU70 Chaise
Upholstered decking is replaceable.
4 position adjustable backrest.
Cover FC411




W 27 L 81 SH 13 Wt 42 LBS.

Stocked Combination (Wicker/Sling)



Rush/White•**RU/HT**

Special Order Wicker Colors



W

RU

L

S

TG


CS

SN

H

BK

Special Order Sling Colors



HT

PE

G

BZ

Wicker Key: White•**W**, Rush•**RU**, Willow•**L**, Sea Salt•**S**, Textured Gray•**TG**,
Cobblestone•**CS**, Sunset•**SN**, Textured Charcoal•**H**, Black•**BK**

Sling Key: White•**HT**, Taupe•**PE**, Gray•**G**, Bronze•**BZ**



The Quogue collection is intended solely for outdoor use.

Always check dimensions of dining chairs
and tables for compatibility.

Dining chairs shown with our Provence dining table in the Rustic finish.
Dining chairs and chaises shown in Rush wicker and White sling.

QUOGUE

CLUB SEATING




Stocked Combination (Wicker/Sling)




Rush/White•**RU/HT**

Special Order Wicker Colors



Special Order Sling Colors



Wicker Key: White•**W**, Rush•**RU**, Willow•**L**, Sea Salt•**S**, Textured Gray•**TG**, Cobblestone•**CS**, Sunset•**SN**, Textured Charcoal•**H**, Black•**BK**

Sling Key: White•**HT**, Taupe•**PE**, Gray•**G**, Bronze•**BZ**



QU68 Club Sofa
Cover FC321



W 68.5 D 30 H 29.5 SH 15.5 AH 22 Wt 41 LBS.

QU25 Club Chair
Cover FC322




W 28.5 D 30 H 29.5 SH 15.5 AH 22 Wt 22 LBS.

QU05 Club Ottoman
Cover FC042



W 28.5 D 21 H 16.5 Wt 16 LBS.



The Quogue collection is intended solely for outdoor use.

Shown with our Provence tables in the Rustic finish.
Club seating shown in Rush wicker with White sling.



SAG HARBOR

DINING, ROCKER & BAR CHAIRS

Inspired by the relaxed style of the Hamptons, Sag Harbor is hand woven in a premium, extra large fiber making it heavier and more substantial than standard outdoor wicker furniture. The fiber's variegated tones create a highly natural appearance that pairs well with our assortment of teak tables.



SH14 Dining Side Chair

Ships 2 per carton.
Cushion CUS114
Cover FC002



W 21 D 25.5 H 34 SH 19.5 Wt 22 LBS.

SH15 Dining Armchair

Ships 2 per carton.
Cushion CUS115
Cover FC003



W 26 D 27.5 H 35 SH 19.5 AH 25 Wt 30 LBS.

SH18 Rocker

Teak rocker rails.
Cushion CUS34
Cover FC005



W 27.5 D 34.5 H 34 SH 18 AH 26 Wt 33 LBS.

SH16 Counter Stool

Teak legs.
Use with or without cushion.
Ships 2 per carton.
Cushion CUS17
Cover FC205



W 21 D 24 H 39.5 SH 24 Wt 17 LBS.

SH52 52" Round Dining Table

Seats 4
Clear tempered glass top.
1.5" umbrella hole.
Accepts 9' umbrella.
Cover FC036 (table w/ 4 chairs)



Note: Not stocked in Oyster.

D 52 H 30 C 27.5 Wt 107 LBS.

SH17 Bar Chair

Teak legs.
Use with or without cushion.
Ships 2 per carton.
Cushion CUS17
Cover FC004



W 21 D 24 H 43.5 SH 28 Wt 21 LBS.

SH61 60" Round Dining Table

Seats 6
Clear tempered glass top.
2" umbrella hole.
Accepts up to 10' umbrella.
Cover FC038 (table w/ 4-6 chairs)



Note: Not stocked in Oyster.

D 60 H 30 C 27.5 Wt 120 LBS.

Assembly required for Rocker and Dining Tables.

Cushions for the Sag Harbor collection are intended solely for outdoor use.

Always check dimensions of dining chairs and tables for compatibility.


Dining chairs at top left pictured in Oyster with 4107 Ocean cushions and our Oslo rectangular table. Dining chairs at bottom left and dining table at top right shown in Driftwood wicker. Dining chairs at bottom left pictured with our Wainscott table.

Quick Ship cushions available for immediate delivery. See page 202 for details.

Stocked Wicker Colors




Oyster • Y




Driftwood • D


Special Order Wicker Colors



CW



SG



M

Wicker Key: Classic White • CW, Seagrass • SG, Mocha • M



SAG HARBOR

DEEP SEATING



SH75 Sofa
Cushion CUS175
Cover FC019



W 85 D 34.5 H 33.5 SH 19 AH 24 Wt 80 LBS.

SH60 Settee
Cushion CUS160
Cover FC016



W 62 D 34.5 H 33.5 SH 19 AH 24 Wt 60 LBS.

SH30 Lounge Chair
Cushion CUS130
Cover FC009



W 35 D 32 H 33.5 SH 19 AH 24 Wt 41 LBS.

SH30HB High Back Lounge Chair
Cushion CUS130 (short back)
Cushion CUS164 (tall back)
Cover FC206



W 36 D 35 H 42 SH 19 AH 24 Wt 43 LBS.

SH30SR Swivel Rocker Lounge Chair
Cushion CUS130
Cover FC009




W 35 D 32 H 35 SH 20.5 AH 25 Wt 60 LBS.

Stocked Wicker Colors



Oyster•Y



Driftwood•D

Special Order Wicker Colors



CW



SG



M

Wicker Key: Classic White•CW, Seagrass•SG, Mocha•M

SH10 Ottoman
Cushion CUS110
Cover FC001



W 32 D 21.5 H 18 Wt 20 LBS.

Seating at top left shown in Driftwood with 4109 Oat cushions and Essex coffee table. Seating at bottom left pictured in Driftwood with 5453 Canvas cushions. Seating at top right shown in Seagrass with 1044 Natural cushions.

See page 125 for matching occasional tables.

Quick Ship cushions available for immediate delivery. See page 202 for details.



SAG HARBOR

SECTIONAL



**SH32 Sectional
Armless Chair**
Cushion CUS97
Cover FC224*



W 37.5 D 37.5 H 31.5 SH 16.5 Wt 33 LBS.

SH35 Chat Chair
Cushion CUS93
Cover FC013



W 37.5 D 37.5 H 31.5 SH 16.5 AH 29 Wt 46 LBS.

**SH27 Sectional
Corner Chair**
Cushion CUS98 (right facing corner)
Cushion CUS126 (left facing corner)
Cover FC223*



W 37.5 D 37.5 H 31.5 SH 16.5 Wt 37 LBS.

**SH34 Sectional Curved
Armless Settee**
Cushion CUS84
Cover FC225*



Note: See configurations and dimensions at kingsleybate.com

W 87.5 D 44.5 H 31.5 SH 16.5 Wt 80 LBS.

**SH26 Sectional L/R
End Chair**
Cushion CUS99
Cover FC223*



W 37.5 D 37.5 H 31.5 SH 16.5 AH 29 Wt 37 LBS.

**SH21 Sectional Curved
Wedge/Table**
Optional Clear Tempered
Glass Top SHGL4
Cover FC007 (no zipper)



W 21.5 D 38 H 11 Wt 15 LBS.

SH31 Sectional Ottoman
Cushion CUS94
Cover FC010 (no zipper)



W 37.5 D 37.5 H 16.5 Wt 20 LBS.

Clips are provided to secure seating units together.

Note: Corner chair and L/R End chair are the same frame, but with different cushions.

Sectional at top left pictured with two end chairs, one armless chair, one corner chair, and one ottoman. Curved sectional shown with Provence coffee table. All seating pictured with 5453 Canvas cushions.

Quick Ship cushions available for immediate delivery. See page 202 for details.

*Sag Harbor sectional covers zip together for any configuration. Order one main panel per section and one left (FC226) and right (FC227) end panel for end units. Example: A 4-piece sectional needs 6 covers: 4 main, 1 left end, 1 right end.

Stocked Wicker Colors



Oyster • Y

Driftwood • D

Special Order Wicker Colors



CW

SG

M

Wicker Key: Classic White • CW, Seagrass • SG, Mocha • M



SAG HARBOR

CHAISE, CUSHION BOXES & OCCASIONAL TABLES

SH70 Chaise

4 position adjustable backrest.
Integrated wheels.
Cushion CUS82
Cover FC018



W 29.5 L 79.5 SH 15 Wt 65 LBS.

SH59 60" Cushion Box*

Water resistant fabric liner
in lid and bottom.
Bottom liner removable.
Hydraulic arm on lid for soft close.
Teak handles and stainless
steel hardware.
Assembly required.



W 60[†] D 29 H 32.5 Wt 66 LBS.

SH67 67" Cushion Box*

Water resistant fabric liner
in lid and bottom.
Bottom liner removable.
Hydraulic arm on lid for soft close.
Teak handles and stainless
steel hardware.
Assembly required.



W 67[†] D 32 H 32.5 Wt 74 LBS.


***Stocked Colors:** Driftwood: D and Oyster: Y; Special order in 16 other wicker colors. See page 185 for wicker colors.

[†]Listed width is for box only; non-removable handles add 10" to total width.

Stocked Wicker Colors



Oyster•Y




Driftwood•D


Special Order Wicker Colors



CW



SG



M

Wicker Key: Classic White•CW, Seagrass•SG, Mocha•M



SH20 Side Table/Stool

May be used as a stool.
Optional Clear Tempered
Glass Top SHGL1
Cushion CUS120
Cover FC006



L 19.5 W 19.5 H 19.5 Wt 16 LBS.

SH45 Coffee Table

Optional Clear Tempered
Glass Top SHGL3
Cover FC015



L 45 W 32 H 15 Wt 30 LBS.

SH42 Chat Table

Optional Clear Tempered
Glass Top SHGL2
Cover FC014



L 42 W 42 H 15 Wt 37 LBS.

Chaises pictured with 5453 Canvas cushions.

Quick Ship cushions available for immediate delivery.
See page 202 for details.



SIERRA

TABLES & BENCHES

Our Sierra collection in eco-Teak™ offers an attractive, low-maintenance alternative to natural teak. Made from solid, high-density Polystyrene, eco-Teak is the finest, most natural-looking synthetic wood available. Our Vintage finish uses a blend of colors to simulate natural woodgrain, and the material is colored throughout for fade resistance. Long spans on frames are braced with rustproof, powder-coated aluminum to prevent warping, and all items are constructed using mortise and tenon joinery and #304 stainless steel hardware.



SE40 39.5" Square Dining Table

Seats 4
1.5" umbrella hole.
Accepts 9" umbrella.
Cover FC040 (table w/ 4 chairs)



L 39.5 W 39.5 H 30 C 26 WBL 31.5/31.5 Wt 95 LBS.

SE60 74" Backless Bench

Use alone or pair with SE90 table.
Cushion CUS218
Cover FC182 (bench w/o cushion)



L 74 D 16.5 H 18 Wt 71 LBS.

SE74 74.5" Rectangular Dining Table

Seats 6
2" umbrella hole.
Accepts 10" umbrella.
Cover FC037 (table w/ 4-6 chairs)



L 74.5 W 40 H 30 C 26 WBL 67/32 Wt 155 LBS.

SE21 Side Table

Cover FC134



L 21 W 21 H 18 Wt 28 LBS.

SE90 91" Rectangular Dining Table

Seats 8
2" umbrella hole.
Accepts 10" umbrella.
Cover FC041 (table w/ 6-8 chairs)



L 91 W 42 H 30 C 26 WBL 83/34 Wt 187 LBS.

SE47 Coffee Table

Cover FC143



L 47 W 29 H 15.5 Wt 62 LBS.

SE50 60" Backless Bench

Use alone or pair with SE74 table.
Cushion CUS217
Cover FC026 (bench w/o cushion)



L 60 D 16.5 H 18 Wt 55 LBS.

Stocked Teak Finish



Vintage • VT

Assembly required.

Shown with our Sag Harbor chairs in the Oyster finish with 5404 Cloud cushions.



H066 Sofa
 Cushion CUS269
 Cover FC412



.....
 W 66.5 D 37.5 H 31.5 SH 17.5 AH 23.5 Wt 72 LBS.

H030 Lounge Chair
 Cushion CUS256
 Cover FC413



.....
 W 30 D 37.5 H 31.5 SH 17.5 AH 23.5 Wt 40 LBS.

SOHO

DEEP SEATING

Embodying the dynamic energy of its namesake neighborhood, the SoHo collection merges urban sophistication with modern design. Sleek, angular teak frames create striking silhouettes that exude contemporary elegance. Using a unique laced-rope technique, weather-friendly rope is expertly woven through solid teak, serving both as a structural feature and a design element. This intricate pattern continues beneath the seat cushions, enhancing the visual appeal and support of each piece.



H010 Ottoman
Cushion CUS263
Cover FC414



W 29.5 D 23 H 16.5 Wt 17 LBS.

Stocked Combination (Teak/Rope)



Grade A Teak/Dove (5mm) •A/DV5

Seating pictured with Ipanema tables,
5453 Canvas cushions, and 16" pillows in
4431 Attune Fossil.

Quick Ship cushions available for immediate
delivery. See page 202 for details.



SOMERSET

DEEP SEATING

Inspired by the criss-crossed latticework of formal English gardens, the Somerset collection adds a touch of elegance to any outdoor setting. Pieces are superbly crafted in solid teak for long lasting enjoyment. Designed by Andrew Gower.



SR80 Sofa
Cushion CUS104
Cover FC152



W 80 D 32 H 33 SH 16 AH 22.5 Wt 116 LBS.

SR55 Settee
Cushion CUS103
Cover FC151



W 55 D 32 H 33 SH 16 AH 22.5 Wt 78 LBS.

SR30 Lounge Chair
Cushion CUS102
Cover FC149



W 30.5 D 33 H 33 SH 16 AH 22.5 Wt 50 LBS.

SR30SR Swivel Rocker Lounge Chair
Cushion CUS102
Cover FC149



W 30.5 D 34.5 H 34 SH 17.5 AH 24 Wt 77 LBS.

SR10 Ottoman
Cushion CUS101
Cover FC147



W 29 D 23 H 15.5 Wt 22 LBS.

SR20 Side Table
Cover FC148



L 20 W 20 H 19.5 Wt 16 LBS.

SR45 Coffee Table
Cover FC150



L 45 W 28 H 15.5 Wt 32 LBS.

Stocked Teak Finish



Grade A Teak • A

Assembly required.

Quick Ship cushions available for immediate delivery. See page 202 for details.



SOUTHAMPTON

DINING CHAIRS, ROCKER & CHAISE

Our Southampton collection is an updated version of classic, open-weave wicker furniture. All pieces are hand woven using extra large fiber, making them heavier and more substantial than typical outdoor wicker pieces. The fiber's variegated tones create a highly natural appearance that pairs well with our assortment of teak tables.





S014 Dining Side Chair

Ships 2 per carton.
Cushion CUS125
Cover FC020



W 25 D 30 H 36 SH 19.5 Wt 18 LBS.

S070 Chaise

4 position adjustable backrest.
Integrated wheels.
Cushion CUS82
Cover FC018



W 29 L 80 SH 15 Wt 65 LBS.

S015 Dining Armchair

Ships 2 per carton.
Cushion CUS125
Cover FC021



W 26 D 30 H 36 SH 19.5 AH 25 Wt 24 LBS.

S018 Rocker*

Teak rails painted with gray finish.
Cushion CUS216
Cover FC022
Assembly required.



W 28 D 36 H 34 SH 21.5 AH 25 Wt 30 LBS.

Stocked Wicker Color



Oyster•Y

Special Order Wicker Colors



CW



D



M

Wicker Key: Classic White•CW, Driftwood•D, Mocha•M

Always check dimensions of dining chairs and tables for compatibility.

Dining armchairs pictured with our Provence dining table.

*See page 193 for details on how painted teak weathers.

Quick Ship cushions available for immediate delivery.
See page 202 for details.

SOUTHAMPTON

DEEP SEATING



S075 Sofa
Cushion CUS175
Cover FC019



W 85 D 35 H 33.5 SH 19 AH 24 Wt 80 LBS.

S060 Settee
Cushion CUS160
Cover FC016



W 60 D 35 H 33.5 SH 19 AH 24 Wt 50 LBS.

S030 Lounge Chair
Cushion CUS130
Cover FC009



W 34 D 32 H 33 SH 19 AH 24 Wt 41 LBS.

S030SR Swivel Rocker Lounge Chair
Cushion CUS130
Cover FC009



W 35 D 32 H 34.5 SH 20.5 AH 25 Wt 57 LBS.

Stocked Wicker Color



Oyster=Y

Special Order Wicker Colors



CW



D



M

Wicker Key: Classic White= CW, Driftwood= D, Mocha= M



S010 Ottoman
Cushion CUS110
Cover FC001



W 31.5 D 21 H 18 Wt 18 LBS.

S020 Side Table/Stool
May be used as a stool.
Optional Clear Tempered Glass Top SHGL1
Cushion CUS120
Cover FC006



L 20 W 20 H 19.5 Wt 10 LBS.

S045 Coffee Table
Optional Clear Tempered Glass Top SHGL3
Cover FC015



L 45 W 32.5 H 15 Wt 20 LBS.

Quick Ship cushions available for immediate delivery.
See page 202 for details.

SPENCER

DINING, BAR & CLUB SEATING

Our Spencer collection has a slender, modern design with mid-century flair. Frames are constructed from solid, Grade A teak, then woven with all-weather wicker for style and durability. Seating pieces feature thick, comfortable cushions.




Stocked Combination [Teak/Wicker]



Grade A Teak/Willow • **A/L**

Special Order Wicker Colors



Wicker Key: White • **W**, Sea Salt • **S**, Rush • **RU**, Textured Gray • **TG**, Cobblestone • **CS**, Sunset • **SN**, Textured Charcoal • **H**, Black • **BK**



SP13 Dining Armchair
Ships 2 per carton.
Cover FC415



W 23 D 25 H 32 SH 17 AH 25 Wt 20 LBS.

SP55 Club Settee
Cover FC209



W 54 D 28 H 31 SH 16 AH 23 Wt 38 LBS.

SP17 Counter Stool



W 23.5 D 23.5 H 40 SH 24 AH 32 Wt 23 LBS.

SP25 Club Chair
Cover FC264



W 25.5 D 28 H 31 SH 16 AH 23 Wt 23 LBS.

SP19 Bar Chair
Cover FC416



W 23.5 D 26 H 43 SH 28 AH 35.5 Wt 26 LBS.

SP05 Club Ottoman
Cover FC263



W 25.5 D 22 H 16.5 Wt 15 LBS.

Always check dimensions of dining chairs and tables for compatibility.

Dining chairs at top pictured with our Amalfi round dining table.
Club seating pictured with our Classic coffee table.

SPENCER

DEEP SEATING



Stocked Combination (Teak/Wicker)




Grade A Teak/Willow • **A/L**

Seating shown with 5453 Canvas cushions and Tribeca Grade A teak tables.

Quick Ship cushions available for immediate delivery. See page 202 for details.

Special Order Wicker Colors



Wicker Key: White • **W**, Sea Salt • **S**, Rush • **RU**, Textured Gray • **TG**, Cobblestone • **CS**, Sunset • **SN**, Textured Charcoal • **H**, Black • **BK**



SP81 Sofa

Cushion CUS184 x 3 (shown)
Cushion CUS272 (2 seats & backs)
Cover FC417



W 79 D 34.5 H 34.5 SH 17.5 AH 21.5 Wt 127 LBS.

SP61 Settee

Cushion CUS184 x 2
Cover FC418



W 54 D 34.5 H 34.5 SH 17.5 AH 21.5 Wt 94 LBS.

SP31 Lounge Chair

Cushion CUS184
Cover FC419



W 29 D 34.5 H 34.5 SH 17.5 AH 21.5 Wt 53 LBS.

SP10 Ottoman

Cushion CUS182
Cover FC333
Assembly required.



W 29 D 25 H 17 Wt 21 LBS.

ST. BARTS

DINING CHAIRS & CHAISE

Our St. Barts collection has a modern, livable style that adapts to countless settings. Pieces are handwoven in all-weather wicker designed to look like authentic rope. The frames are substantial and made from rustproof aluminum with solid teak feet.





SB14 Dining Side Chair

Ships 2 per carton.
 Cushion CUS128 (seat only)
 Cushion CUS122 (seat & back)
 Cover FC061



Note: Special order only.

W 20.5 D 28 H 35 SH 20.5 Wt 29 LBS.

SB15 Dining Armchair

Ships 2 per carton.
 Cushion CUS128 (seat only)
 Cushion CUS122 (seat & back)
 Cover FC099



Note: Special order only.

W 25.5 D 28 H 35 SH 20.5 AH 25.5 Wt 38 LBS.

SB70 Chaise

4 position adjustable backrest.
 Cushion CUS82
 Cover FC065



Note: Special order only.

W 29 L 79.5 SH 15 Wt 70 LBS.

Special Order Wicker Colors



RP7

PM7

Wicker Key: Natural Rope (7mm) • **RP7**,
 Hemp (7mm) • **PM7**

Dining chairs and chaises pictured with
 our Tuscany tables in Vintage finish
 and 5453 Canvas cushions.

Quick Ship chaise cushions available
 for immediate delivery.
 See page 202 for details.

ST. BARTS

DEEP SEATING & SECTIONAL



SB75 Sofa
Cushion CUS67 x 3
Cover FC066



W 84.5 D 38 H 36 SH 17 AH 23 Wt 120 LBS.

SB60 Settee
Cushion CUS67 x 2
Cover FC064



W 59.5 D 38.5 H 36 SH 17 AH 23 Wt 93 LBS.

SB30 Lounge Chair
Cushion CUS67
Cover FC101



W 34.5 D 38.5 H 36 SH 17 AH 23 Wt 64 LBS.

SB10 Ottoman
Cushion CUS123
Cover FC060



W 34.5 D 26 H 17 Wt 32 LBS.

Stocked Wicker Color Special Order Wicker Color



Natural Rope (7mm)•RP7



Hemp (7mm)•PM7

**SB62 Sectional
Left Arm (Facing) Settee**
Cushion CUS67 x 2
Cover FC162*



Note: Special order only.

W 55 D 38.5 H 36 SH 17 AH 22.5 Wt 83 LBS.

**SB63 Sectional
Right Arm (Facing) Settee**
Cushion CUS67 x 2
Cover FC163*



Note: Special order only.

W 55 D 38.5 H 36 SH 17 AH 22.5 Wt 83 LBS.

**SB64 Sectional
Armless Settee**
Cushion CUS67 x 2
Cover FC164*



Note: Special order only.

W 52 D 38.5 H 36 SH 17 Wt 75 LBS.

**SB32 Sectional
Armless Chair**
Cushion CUS67
Cover FC160*



Note: Special order only.

W 26 D 38.5 H 36 SH 17 Wt 44 LBS.

**SB27 Sectional
Corner Chair**
Cushion CUS168
Cover FC165*



Note: Special order only.

W 38.5 D 38.5 H 36 SH 17 Wt 67 LBS.

Seating pictured with our Tuscany table and 5453 Canvas cushions. Sectional pictured with one each of the armless settee, corner chair, armless chair, and right arm settee.

Quick Ship deep seating cushions available for immediate delivery. See page 202 for details.

*St. Barts sectional covers zip together for any configuration. Order one main panel per section and one left (FC166) and right (FC167) end panel for end units. Example: A 4-piece sectional needs 6 covers: 4 main, 1 left end, 1 right end.

SB31 Sectional Ottoman
Cushion CUS169
Cover FC161 [no zipper]



Note: Special order only.

W 26 D 26 H 17 Wt 25 LBS.




ST. TROPEZ

DINING & BAR CHAIRS


Our St. Tropez collection is designed for exceptional comfort without the need for a cushion. Each piece is made with a solid teak frame, rustproof aluminum sling rails, stainless steel hardware, and a durable Phifertex® fabric sling.




Stocked Combinations (Teak/Sling)



Grade A Teak/Sand • **A/W**



Grade A Teak/Slate • **A/SL**



Grade A Teak/Blue • **A/BL**

Special Order Sling Colors



T



BK

Sling Key: Cilantro • **T**, Black • **BK**

ST14 Dining Side Chair
Ships 2 per carton.



W 18.5 D 26.5 H 37.5 SH 18 Wt 16 LBS.

ST16 Dining Armchair
Stacking.
Ships 4 per carton.



W 25 D 25 H 38 SH 18 AH 25.5 Wt 19 LBS.

ST17 Bar Chair
Ships 2 per carton.



W 18 D 23.5 H 44 SH 28.5 Wt 18 LBS.

Always check dimensions of dining chairs and tables for compatibility.


Dining armchairs pictured with our Wainscott table.
Bar chairs shown with our Essex bar table.

ST. TROPEZ


FOLDING CHAIRS




Stocked Combinations (Teak/Sling)



Grade A Teak/Sand • **A/W**




Grade A Teak/Slate • **A/SL**



Grade A Teak/Blue • **A/BL**

Special Order Sling Colors



Sling Key: Cilantro • **T**, Black • **BK**



ST13 Folding Side Chair
Folds compactly for storage.



W 19 D 25 H 37 SH 18.5 Wt 14 LBS.

ST15 Folding Armchair
Folds compactly for storage.



W 23.5 D 25.5 H 37 SH 18.5 AH 25.5 Wt 19 LBS.

ST18 Adjustable Chair
5 position adjustable backrest.
Adjust back while seated by lifting arms.
Folds compactly for storage.



W 25 D 25 H 44.5 SH 18 AH 25 Wt 23 LBS.

ST05 Adjustable Ottoman
2 position adjustable seat.
Use as ottoman or stool.
Folds compactly for storage.
Cover FC006



W 20 D 19 H 19 Wt 10 LBS.

ST20 Ottoman/Side Table
Use as ottoman or side table.
Folds compactly for storage.
Cushion CUS19
Cover FC212



L 20 W 19 H 16 Wt 17 LBS.



Always check dimensions of dining chairs and tables for compatibility.

Chairs pictured with our Essex tables.

ST. TROPEZ

CHAISE & CLUB SEATING



ST70 Chaise
 5 position adjustable backrest.
 Integrated wheels.
 Cover FC292 (chaise without arms)



.....
W 27 L 79 SH 15 Wt 46 LBS.

ST01 Optional Chaise Arms
 For use with St. Tropez chaise.



.....
W 5 L 24 H 12 Wt 6 LBS.

ST30 Club Chair
 Cover FC115



.....
W 30 D 28 H 35 SH 16 AH 25 Wt 27 LBS.

ST10 Club Ottoman
 Use as ottoman or stool.
 Folds compactly for storage.
 Cover FC168




.....
W 22 D 25 H 15.5 Wt 23 LBS.




Stocked Combinations (Teak/Sling)



Grade A Teak/Sand • **A/W**




Grade A Teak/Slate • **A/SL**



Grade A Teak/Blue • **A/BL**

Special Order Sling Colors



T

BK

Sling Key: Cilantro • **T**, Black • **BK**

Assembly required.

Chaises at left shown with 11.5' Market Umbrella and St. Tropez side table.



TIBURON

DINING, BAR & CHAISE

Our sleek Tiburon collection exemplifies the modern lifestyle of the California Bay Area. Seating is constructed in mixed media from #304 stainless steel, premium teak, and Batyline™ fabric; tables have sturdy steel frames with solid teak tops. While designed for outdoor use, Tiburon may also be used indoors, both in residential and in commercial applications.

TB14 Dining Side Chair
Ships 2 per carton.



W 18 D 23 H 35 SH 18 Wt 18 LBS.

TB15 Dining Armchair
Stacking.
Ships 2 per carton.




W 24 D 23 H 35 SH 18 AH 25.5 Wt 20 LBS.

TB18 Bar Chair
Cover FC004




W 18 D 22 H 44 SH 28 Wt 25 LBS.

Stocked Combination (Stainless Steel/Sling)



Standard/Black•SS/BK


Special Order Stainless Steel Finishes



SS

EP

Special Order Sling Colors



C

O

BZ

BK

Stainless Steel Key: Standard•SS, Electropolished•EP

Sling Key: Cream•C, Orange•O, Bronze•BZ, Black•BK

TB79 Chaise
5 position adjustable backrest.
Integrated hidden wheels.
Cover FC145



W 25 L 79 SH 14 Wt 40 LBS.

TB38 38" Square Dining Table
Seats 4
1.5" umbrella hole.
Accepts 9' umbrella.
Cover FC040 (table w/ 4 chairs)
Assembly required.



L 38 W 38 H 29 C 26.5 WBL 34/34 Wt 58 LBS.

TB76 76" Rectangular Dining Table
Seats 8
2" umbrella hole.
Accepts up to 10' umbrella.
Cover FC037 (table w/ 4-6 chairs)
Assembly required.



L 76 W 38 H 29 C 26.5 WBL 72/34 Wt 100 LBS.

TB35 35" Rectangular Bar Table
Seats 4
1.5" umbrella hole.
Accepts 9' umbrella.
Cover FC153 (table w/ 4 chairs)
Assembly required.



L 35 W 27.5 H 40 C 37.5 WBL 32 Wt 37 LBS.

Note: Stainless steel furniture that will be exposed to salt air or chlorinated water should be electropolished. See page 191 for details.

Always check dimensions of dining chairs and tables for compatibility.



TIVOLI

DINING GROUP

Tivoli is a modern masterwork in exterior furnishings that integrates elements of design, material, and function. All pieces are crafted from the finest #304 stainless steel and premium teak; sling seating surfaces are constructed from Batyline™ fabric. Complementary tables are constructed with heavy duty steel frames and teak wood tops. Designed by John Caldwell.



TL14 Dining Side Chair
Stacking.
Ships 2 per carton.



W 21.5 D 28.5 H 35 SH 17.5 Wt 25 LBS.

TL15 Dining Armchair
Stacking.
Ships 2 per carton.



W 24.5 D 28.5 H 35 SH 17.5 AH 25.5 Wt 27 LBS.

TL42 42" Square Dining Table
Seats 4
1.5" umbrella hole.
Accepts 9' umbrella.
Cover FC040 (table w/ 4 chairs)
Assembly required.



L 42 W 42 H 29 C 26 WBL 36/36 Wt 67 LBS.

TL84 84" Rectangular Dining Table
Seats 8
2" umbrella hole.
Accepts up to 10' umbrella.
Cover FC220 (table w/ 6-8 chairs)
Assembly required.




L 84 W 42 H 29 C 26 WBL 79/36 Wt 108 LBS.


Stocked Combinations (Stainless Steel/Sling)



Standard/Cream • **SS/C**




Standard/Bronze • **SS/BZ**



Standard/Black • **SS/BK**


Special Order Stainless Steel Finishes



SS

EP

Special Order Sling Colors



C

O

BZ

BK

Stainless Steel Key: Standard • **SS**, Electropolished • **EP**

Sling Key: Cream • **C**, Orange • **O**, Bronze • **BZ**, Black • **BK**

Note: Stainless steel furniture that will be exposed to salt air or chlorinated water should be electropolished. See page 191 for details.

Always check dimensions of dining chairs and tables for compatibility.

TIVOLI

CLUB SEATING, BAR CHAIR & CHAISE



TL76 Club Sofa
Stacking.
Cover FC376



Note: Special order only.

W 76 D 30.5 H 33 SH 16.5 AH 23.5 Wt 73 LBS.

TL17 Bar Chair
Stacking.



W 25 D 29.5 H 45.5 SH 28.5 AH 35 Wt 32 LBS.

TL53 Club Settee
Stacking.
Cover FC151



Note: Special order only.

W 52.5 D 30.5 H 33 SH 16.5 AH 23.5 Wt 51 LBS.

TL79 Chaise
Stacking.
Removable arms.
Integrated wheels.
5 position adjustable backrest.
Cover FC175 (chaise with arms)



W 36* L 78 SH 15 AH 22 Wt 60 LBS.

TL30 Club Chair
Stacking.
Cover FC115



W 29 D 30.5 H 33 SH 16.5 AH 23.5 Wt 30 LBS.

TL18 Side Table
Cover FC203




L 17.5 W 17.5 H 17.5 Wt 18 LBS.

TL10 Club Ottoman
Stacking.
Cover FC133




W 28 D 20.5 H 15 Wt 20 LBS.


Stocked Combinations (Stainless Steel/Sling)



Standard/Cream•SS/C




Standard/Bronze•SS/BZ



Standard/Black•SS/BK


Special Order Stainless Steel Finishes



SS

EP

Special Order Sling Colors



C

O

BZ

BK

Stainless Steel Key: Standard•SS, Electropolished•EP

Sling Key: Cream•C, Orange•O, Bronze•BZ, Black•BK

Note: Stainless steel furniture that will be exposed to salt air or chlorinated water should be electropolished. See page 191 for details.

Club seating at lower left shown with Black slings.

*Listed width is with arms; without arms overall width is 32.5".



TIVOLI

SECTIONAL



**TL35 Sectional
Armless Chair**
Cushion CUS135
Cover FC073*



W 35 D 35 H 27.5 SH 15 Wt 50 LBS.

**TL36 Sectional
Square Corner Chair**
Cushion CUS136
Cover FC074*



W 35 D 35 H 27.5 SH 15 Wt 60 LBS.

**TL37 Sectional
Curved Corner Chair**
Cushion CUS138
Cover FC075*



W 35 D 35 H 27.5 SH 15 Wt 50 LBS.

**TL31 Sectional
Square Ottoman**
Cushion CUS137
Cover FC071 [no zipper]



W 35 D 35 H 15 Wt 34 LBS.

**TL32 Sectional
Curved Ottoman**
Cushion CUS139
Cover FC072 [no zipper]



W 35 D 35 H 15 Wt 29 LBS.

**TL20 Sectional
Side Table**
Cover FC170



L 19.5 W 19.5 H 16 Wt 20 LBS.


**TL40 Sectional
Coffee Table**
Cover FC076



L 35 W 35 H 13 Wt 36 LBS.

Stocked Stainless Steel Finish

Special Order Stainless Steel Finish



Standard•SS



Electropolished•EP

Note: Stainless steel furniture that will be exposed to salt air or chlorinated water should be electropolished. See page 191 for details.

Sectional at top left pictured with three armless chairs, and one each of the square corner chair, curved corner chair, square ottoman, curved ottoman, coffee table, and side table; shown in 5453 Canvas cushions.

Quick Ship cushions available for immediate delivery. See page 202 for details.

*Tivoli sectional covers zip together for any configuration. Order one main panel per section and one left (FC236) and right (FC237) end panel for end units. Example: A 4-piece sectional needs 6 covers: 4 main, 1 left end, 1 right end.

TORTOLA

DEEP SEATING & CHAISE

The wide expanses and uninterrupted lines of Tortola accentuate its grand proportions. Elegant sloping arms, extra-deep cushions, and handwoven wicker in soft gray-tones provide all necessary elements for a relaxing, inviting, lounge setting. Frames are crafted from rustproof aluminum wrapped with premium all-weather wicker; feet are made from Grade A teak.



Shown with 5453 Canvas cushions and our Tuscany tables in the Vintage finish.

Quick Ship cushions available for immediate delivery. See page 202 for details.



T095 Sofa
Cushion CUS230
Cover FC367



W 95 D 41 H 33 SH 16 AH 21.5 Wt 126 LBS.

T030 Lounge Chair
Cushion CUS229
Cover FC366



W 37 D 41 H 33 SH 16 AH 21.5 Wt 62 LBS.

T030SC Swivel Lounge Chair
Rotates 360°
Cushion CUS229
Cover FC366



W 37 D 41 H 33 SH 16 AH 21.5 Wt 81 LBS.

T010 Ottoman
Cushion CUS228
Cover FC365




W 27 D 27 H 16 Wt 23 LBS.

T070 Chaise
4 position adjustable backrest.
Cushion CUS236
Cover FC393



W 31.5 L 84.5 SH 17 Wt 85 LBS.

Stocked Wicker Color



Flagstone*FS

Special Order Wicker Color



Classic Rattan*CR

TORTOLA

SECTIONAL



Sectional pictured with one left arm settee, one armless settee, and one right arm return sofa. Shown with 5453 Canvas cushions and our Tuscany tables in the Vintage finish.

Quick Ship cushions available for immediate delivery. See page 202 for details.

Clips are provided to secure seating units together.

*Tortola sectional covers zip together for any configuration. Order one main panel per section and one left (FC373) and right (FC374) end panel for end units. Example: A 4-piece sectional needs 6 covers: 4 main, 1 left end, 1 right end.





T0118 Sectional Left Arm Return Sofa
Cushion CUS232
Cover FC371*



W 118 D 41 H 33 SH 16 AH 21.5 Wt 155 LBS.

T0119 Sectional Right Arm Return Sofa
Cushion CUS232
Cover FC372*



W 118 D 41 H 33 SH 16 AH 21.5 Wt 155 LBS.

T057 Sectional Left Arm Settee
Cushion CUS231
Cover FC369*



W 57 D 41 H 33 SH 16 AH 21.5 Wt 79 LBS.

T058 Sectional Right Arm Settee
Cushion CUS231
Cover FC369*



W 57 D 41 H 33 SH 16 AH 21.5 Wt 79 LBS.

T052 Sectional Armless Settee
Cushion CUS231
Cover FC368*



W 52 D 41 H 33 SH 16 AH 21.5 Wt 69 LBS.

Stocked Wicker Color



Flagstone*FS

Special Order Wicker Color



Classic Rattan*CR

T037 Sectional Ottoman
Cushion CUS233
Cover FC375 (no zipper)



W 37 D 37 H 16 Wt 33 LBS.



TRIBECA

DINING & OCCASIONAL TABLES

Our versatile Tribeca tables, available in both premium Grade A teak and powder-coated aluminum, are the perfect complement to any of our modern or transitional collections. All tables feature beautiful wide slats and sleek, tapered legs. The teak occasional tables are crafted with precise mortise and tenon joinery, while the aluminum version offers both occasional and dining tables with adjustable foot levelers for added stability.

TI40 40.5" Square Dining Table

Seats 4
2" umbrella hole.
Accepts up to 10' umbrella.
Cover FC040 (table w/ 4 chairs)



Note: Not available in Grade A Teak frame.

ALUMINUM L 40.5 W 40.5 H 29.5 C 28.5 WBL 37.5/37.5 Wt 40 LBS.

TI20 Side Table

Cover FC278



TEAK L 20 W 20 H 18 Wt 16 LBS.

ALUMINUM L 20 W 20 H 18.5 Wt 13 LBS.

TI72 72" Rectangular Dining Table

Seats 6
2" umbrella hole.
Accepts up to 10' umbrella.
Cover FC037 (table w/ 4-6 chairs)



Note: Not available in Grade A Teak frame.

ALUMINUM L 72 W 40.5 H 29.5 C 28.5 WBL 69/37.5 Wt 62 LBS.

TI38 Coffee Table

Cover FC279



TEAK L 38 W 24.5 H 15.5 Wt 26 LBS.

ALUMINUM L 38 W 24.5 H 15.5 Wt 22 LBS.

TI92 91.5" Rectangular Dining Table

Seats 8
2" umbrella hole.
Accepts up to 10' umbrella.
Cover FC041 (table w/ 6-8 chairs)



Note: Not available in Grade A Teak frame.

ALUMINUM L 91.5 W 44.5 H 29.5 C 28.5 WBL 88.5/41 Wt 79 LBS.

TI47 Coffee Table

Cover FC143



TEAK L 47 W 28.5 H 15.5 Wt 33 LBS.

ALUMINUM L 47 W 28.5 H 15.5 Wt 30 LBS.

Stocked Frame Finishes



Grade A Teak • **A** White Aluminum • **WH**

Special Order Aluminum Finishes



Aluminum Key: Bird's Egg • **BE**,
Charcoal • **CL**

Assembly required.

Coffee table at top left shown in Grade A teak.
Dining and coffee table at bottom left shown in
White aluminum with our Nevis collection.



TUSCANY

TABLES & BENCHES

Tuscany tables and benches are made from solid, distressed teak wood. Knots, checking, and other imperfections give each piece its own unique character—no two items are exactly alike. Tables can be ordered in Rustic (no finish) or in one of two hand-applied factory finishes: Vintage or Antiqued White. See page 193 for details on how painted teak weathers.

TN44 44" Square Dining Table

Seats 4
1.5" umbrella hole.
Accepts 9" umbrella.
Cover FC025 (table only)
Cover FC040 (table w/ 4 chairs)



L 44 W 44 H 29.5 C 26 WBL 35/35 Wt 108 LBS.

TN73 73" Rectangular Dining Table

Seats 6
2" umbrella hole.
Accepts up to 10" umbrella.
Cover FC032 (table only)
Cover FC037 (table w/ 4-6 chairs)



L 73 W 39.5 H 29.5 C 26 WBL 64/30.5 Wt 154 LBS.

TN96 96" Rectangular Dining Table

Seats 8
2.5" umbrella hole.
Accepts up to 11.5" umbrella.
Cover FC034 (table only)
Cover FC041 (table w/ 6-8 chairs)



L 96 W 39.5 H 29.5 C 26 WBL 87/30.5 Wt 176 LBS.

TN50/TN60 5' & 6' Backless Benches

Cushion CUS5T/CUS6T
Cover FC026 (5' bench w/o cushion)
Cover FC028 (6' bench w/o cushion)



L 60/72 D 16 H 18 Wt 60/64 LBS.

TN24 Side Table

Cover FC024



L 24 W 24 H 18 Wt 37 LBS.

TN42 Coffee Table

Cover FC059



L 42 W 27.5 H 18 Wt 58 LBS.

TN51 Coffee Table

Cover FC027



L 51 W 32 H 18 Wt 74 LBS.

TN55 Console Table

Cover FC029




L 71 W 18 H 31.5 Wt 80 LBS.

Stocked Teak Finishes



Rustic•R



Vintage•VT

Special Order Teak Finish



Antiqued White•AW

Assembly required.

Rectangular table at top left shown in Rustic with our Sag Harbor dining chairs in Mocha wicker and cushions in 5453 Canvas. Coffee table at bottom left shown in Vintage with our Montauk seating group.

VERO

DINING CHAIR & DEEP SEATING

Our Vero collection gives a nod to the relaxed style of the historic coastal town that inspired it. Frames have gentle curves and a flared skirt for understated elegance. Each piece is woven with thick strands of all-weather Seagrass that has the same durability as our other outdoor wicker.



Always check dimensions of dining chairs and tables for compatibility.

Dining chairs shown with our Provence dining table in the Vintage finish. Lounge seating shown with Tuscan occasional tables in the Vintage finish. All pieces shown with 5453 Canvas cushions.

Quick Ship cushions available for immediate delivery. See page 202 for details.

Stocked Wicker Color



Seagrass • **SG**



VR15 Dining Armchair

Ships 2 per carton.
Cushion CUS115



W 27 D 27 H 32.5 SH 20 AH 26 Wt 22 LBS.

VR75 Sofa

Cushion CUS175
Cover FC326



W 82 D 34 H 32.5 SH 19.5 AH 24 Wt 83 LBS.

VR60 Settee

Cushion CUS160
Cover FC325



W 59 D 34 H 32.5 SH 19.5 AH 24 Wt 62 LBS.

VR30 Lounge Chair

Cushion CUS130
Cover FC324



W 33 D 34 H 32.5 SH 19.5 AH 24 Wt 36 LBS.

**VR30SR Swivel Rocker
Lounge Chair**

Cushion CUS130
Cover FC324



W 33 D 35 H 33 SH 20 AH 25 Wt 48 LBS.

VR10 Ottoman

Cushion CUS110
Cover FC323



W 32.5 D 22.5 H 19.5 Wt 19 LBS.



WAINSCOTT

TABLES

Our Wainscott tables have an attractive, transitional design that works well with a wide assortment of our dining, counter and bar chairs. Table tops are constructed with mitered corners and mortise and tenon joinery; legs are substantial and solid.





WS42 42.5" Square Dining Table

Seats 4
1.5" umbrella hole.
Accepts 9' umbrella.
Cover FC040 (table w/ 4 chairs)



L 42.5 W 42.5 H 29.5 C 26 WBL 36/36 Wt 60 LBS.

WS72 73" Rectangular Dining Table

Seats 6
2" umbrella hole.
Accepts up to 10' umbrella.
Cover FC037 (table w/ 4-6 chairs)



L 73 W 40 H 29.5 C 26 WBL 66.5/33 Wt 80 LBS.

WS85 85" Rectangular Dining Table

Seats 8
2" umbrella hole.
Accepts up to 10' umbrella.
Cover FC220 (table w/ 6-8 chairs)



L 85 W 42.5 H 29.5 C 26 WBL 78/36 Wt 100 LBS.

WS55 55" Rectangular Counter Table

Seats 6
2" umbrella hole.
Accepts up to 10' umbrella.
Cover FC277 (table w/ 4-6 chairs)



L 55 W 28 H 36 C 32 WBL 49.5/22.5 Wt 76 LBS.

WS59 59.5" Rectangular Bar Table

Seats 6
2" umbrella hole.
Accepts up to 10' umbrella.
Cover FC154 (table w/ 4-6 chairs)



L 59.5 W 34 H 40 C 36 WBL 54/28.5 Wt 92 LBS.

Stocked Teak Finish



Grade A Teak • A

Assembly required.

The 85" rectangular dining table is shown with our St. Tropez stacking chairs with Sand slings. The 42.5" square dining table is shown with our St. Tropez stacking chairs with Blue slings. The 55" counter table is shown with our Spencer counter chairs in Willow wicker.



WESTPORT

DINING GROUP & CHAISE

The Westport collection is distinguished by its streamlined simplicity and exquisite attention to detail. Most items have solid teak bases that are understated and functional, resulting in a sophisticated transitional collection that is equally suited for relaxed lounging or formal entertaining. Designed by John Caldwell.



WR14 Dining Side Chair

Ships 2 per carton.
Cushion CUS109
Cover FC222



Note: Special order only.

W 21 D 26.5 H 33.5 SH 20 Wt 17 LBS.

WR50 50" Round Dining Table

Seats 4
Clear tempered glass top.
Does not accept umbrella.
Cover FC036 (table w/ 4 chairs)
Assembly required.



Note: Special order only.

D 50 H 30 C 27.5 Wt 83 LBS.

WR15 Dining Armchair

Ships 2 per carton.
Cushion CUS39
Cover FC052



Note: Special order only.

W 24 D 28 H 33 SH 20 AH 24.5 Wt 23 LBS.

WR60 60" Round Dining Table

Seats 6
Clear tempered glass top.
Does not accept umbrella.
Cover FC038 (table w/ 4-6 chairs)
Assembly required.



Note: Special order only.

D 60 H 30 C 27.5 Wt 98 LBS.

WR70 Chaise

Integrated wheels.
4 position adjustable backrest.
Cushion CUS83
Cover FC058




Note: Special order only.

W 28 L 81 SH 15.5 AH 20 Wt 45 LBS.



Special Order Wicker Colors



Wicker Key: White•**W**, Sea Salt•**S**, Willow•**L**,
Cobblestone•**CS**, Textured Charcoal•**H**, Black•**BK**

Always check dimensions of dining chairs and tables for compatibility.

WESTPORT

DEEP SEATING



Stocked Wicker Color



Sea Salt • **S**

Special Order Wicker Colors



W



L



CS



H



BK

Wicker Key: White • **W**, Willow • **L**, Cobblestone • **CS**, Textured Charcoal • **H**, Black • **BK**



WR75 Sofa
Cushion CUS134 x 3
Cover FC256

Note: Special order only.

W 87 D 34 H 34 SH 18.5 AH 25.5 Wt 97 LBS.



WR61 Settee
Cushion CUS134 x 2
Cover FC327

Note: Special order only.

W 61 D 34 H 34 SH 18.5 AH 25.5 Wt 75 LBS.



WR30 Lounge Chair
Cushion CUS134
Cover FC055

W 34 D 34 H 34 SH 18.5 AH 25.5 Wt 38 LBS.



WR10 Ottoman
Cushion CUS133
Cover FC051

W 32 D 22 H 18 Wt 20 LBS.



WR20 Side Table
Optional Clear Tempered
Glass Top WRGL2
Cover FC047

D 21 H 16.5 Wt 13 LBS.



Cushions for the Westport collection are intended solely for outdoor use.

Quick Ship cushions available for immediate delivery. See page 202 for details.



WESTPORT

SECTIONAL



**WR32 Sectional
Armless Chair**
Cushion CUS132
Cover FC229*



W 31.5 D 36 H 30 SH 16.5 Wt 28 LBS.

WR31 Sectional Ottoman
Cushion CUS131
Cover FC056 (no zipper)



W 32 D 32 H 16.5 Wt 20 LBS.

**WR27 Sectional L/R
Corner Chair**
Cushion CUS127
Cover FC228*



W 36 D 36 H 30 SH 16.5 Wt 35 LBS.

WR33 Coffee Table
Optional Clear Tempered
Glass Top WRGL1
Cover FC057



L 32 W 32 H 15 Wt 20 LBS.

Stocked Wicker Color



Sea Salt • **S**

Special Order Wicker Colors



W



L



CS



H



BK

Wicker Key: White • **W**, Willow • **L**, Cobblestone • **CS**, Textured Charcoal • **H**, Black • **BK**

Clips provided to secure seating units together.

Sectional at top left pictured with two corner chairs, five armless chairs, and one ottoman.

Quick Ship cushions available for immediate delivery.
See page 202 for details.

*Westport sectional covers zip together for any configuration. Order one main panel per section and one left (FC230) and right (FC231) end panel for end units. Example: A 4-piece sectional needs 6 covers: 4 main, 1 left end, 1 right end.

BENCHES & GARDEN ARMCHAIRS



CHIPPENDALE

CH40 4' Bench
[pictured at right]
Cushion CUS40
CH50 5' Bench
[pictured above]
Cushion CUS50



W 51.5/60 D 20 H 34.5 SH 16.5 AH 24 Wt 54/59 LBS.

CH25 Garden Armchair
Cushion CUS30



W 27 D 20 H 34 SH 16 AH 24 Wt 38 LBS.

Stocked Teak Finish



Grade A Teak • A



DUNBARTON

DN40 4' Bench
Cushion CUS40
DN50 5' Bench
Cushion CUS50
DN60 6' Bench
Cushion CUS60



W 48/60/71.5 D 20 H 34.5 SH 16.5 AH 24 Wt 53/60/67 LBS.

DN25 Garden Armchair
Cushion CUS30



W 27 D 20 H 34 SH 16 AH 24 Wt 40 LBS.

Assembly required. Dunbarton group pictured with 5453 Canvas cushions.

BENCHES & GARDEN ARMCHAIRS



HYDE PARK

HP40 4' Bench
Cushion CUS4H
HP50 5' Bench
Cushion CUS5H
HP60 6' Bench
Cushion CUS6H



W 48/60/72 D 20.5 H 38.5 SH 17 AH 26.5 Wt 60/66/73 LBS.

HP25 Garden Armchair
Cushion CUS3H



W 33 D 20.5 H 38 SH 16 AH 26 Wt 51 LBS.



WAVERLEY

Stocked Teak Finish



Grade A Teak•A

WV40 4' Backless Bench

Scooped seat for comfort.

Cushion CUS4E

WV50 5' Backless Bench

Scooped seat for comfort.

Cushion CUS5E

WV60 6' Backless Bench

Scooped seat for comfort.

Cushion CUS6E



W 48/60/72 D 17 H 16.5 Wt 28/35/40 LBS.

Assembly required.

Waverley bench pictured with our Wainscott rectangular dining table.

BENCHES & GARDEN ARMCHAIRS



LUTYENS

BENCH

Originating from famed architect Sir Edwin Lutyens, the iconic Lutyens bench graces England's most distinguished gardens. Our bench is the quintessential version, available in either Grade A teak or distressed teak in Antiqued White. Each bench is made with a comfortable curved seat, heirloom-quality construction, and romantic flowing lines. See page 193 for details on how painted teak weathers.



LT60 6' Bench
Cushion CUS6H
Assembly required.



W 78.5 D 21 H 42 SH 19 AH 30 Wt 81 LBS.

Stocked Teak Finishes



Grade A Teak • **A** Antiqued White • **AW**

MADE TO ORDER

Our Made To Order (MTO) collections are crafted exclusively upon request, allowing you to select from an expansive range of furniture styles and color options. Because each piece is custom-made by skilled artisans at our overseas facility, please allow extra time for production and ocean transit. For more information, visit kingsleybate.com.



OJAI
Deep Seating

Explore our Made to Order collections online.



CHARLOTTE
Dining & Deep Seating



CHATHAM
Dining & Deep Seating



Visit [kingsleybate.com](https://www.kingsleybate.com).



SAVANNAH
Deep Seating



PAVILION
Double Chaise Lounger



CULEBRA
Dining & Deep Seating



PALM SPRINGS
Deep Seating



ACCESSORIES

WOVEN CUSHION BOXES

SH59 Sag Harbor 60" Cushion Box

Water resistant fabric liner in lid and bottom; bottom liner removable.
Hydraulic arm on lid for soft close.
Teak handles and stainless steel hardware.



W 60* D 29 H 32.5 Wt 66 LBS.

SH67 Sag Harbor 67" Cushion Box

Water resistant fabric liner in lid and bottom; bottom liner removable.
Hydraulic arm on lid for soft close.
Teak handles and stainless steel hardware.



W 67* D 32 H 32.5 Wt 74 LBS.

*Listed width is for box only; non-removable handles add 10" to total width.

Stocked Wicker Colors



Oyster•Y

Driftwood•D

Special Order Wicker Colors



W

CW

CG

S

SI

CN



SG



RU



L



CS



SW



GR



SN



M



H



BK

Wicker Key: White•W, Classic White•CW, Cool Grey•CG, Sea Salt•S, Sisal•SI, Cane•CN, Seagrass•SG, Rush•RU, Willow•L, Cobblestone•CS, Shadow•SW, Granite•GR, Sunset•SN, Mocha•M, Textured Charcoal•H, Black•BK

TEAK CUSHION BOXES

CB53 Teak 53" Cushion Box

Water resistant silicon-sealed top.
Slatted bottom for drainage.
Hydraulic arms on lid for soft close.
Brass handles and hardware.



W 53 D 28 H 24 Wt 110 LBS.

CB60 Teak 60" Cushion Box

Water resistant silicon-sealed top.
Slatted bottom for drainage.
Hydraulic arms on lid for soft close.
Brass handles and hardware.



W 60 D 32.5 H 31 Wt 145 LBS.

Stocked Teak Finish



Grade A Teak•A

Assembly required.

ACCESSORIES



MARKET UMBRELLAS & BASES

MU01 9' Octagonal Market Umbrella

Pulley system for raising and lowering canopy.
1.5" diameter solid teak 2-piece pole.
Canopy CVR01
Cover FC157

D 108 H 102 Wt 25 LBS.

MU02 10' Octagonal Market Umbrella

Pulley system for raising and lowering canopy.
2" diameter solid teak pole.
Canopy CVR02
Cover FC158

D 120 H 104 Wt 27 LBS.

MU03 11.5' Octagonal Market Umbrella

Pulley system for raising and lowering canopy.
2.5" diameter solid teak pole.
Canopy CVR03
Cover FC159

D 138 H 107 Wt 35 LBS.



MB01 25 lb. Umbrella Base

Fits MU01 9' umbrella.
1.5" diameter pole.

W 17.8 D 17.8 H 18 Wt 25 LBS.

MB02 50 lb. Umbrella Base

Fits MU02 10' umbrella.
2" diameter pole.

W 22.8 D 22.8 H 18 Wt 50 LBS.

MB03 55 lb. Umbrella Base

Fits MU03 11.5' umbrella.
2.5" diameter pole.

W 24.2 D 24.2 H 19 Wt 55 LBS.



PLANTERS

BR16 16" Brookside Planter



W 16 D 16 H 17 Wt 20 LBS.

BR18 18" Brookside Planter



W 18 D 18 H 19 Wt 25 LBS.

BR23 23" Brookside Planter



W 23 D 23 H 24 Wt 35 LBS.



REDUCER RINGS

RING1 1.5" Brass Reducer Ring*

Converts umbrella hole from 2" to 1.5" diameter.
Solid brass.

RING2 2" Brass Reducer Ring*

Converts umbrella hole from 2.5" to 2" diameter.
Solid brass.

**Note: Not compatible with select dining tables: La Jolla, Sag Harbor, Tiburon, Tivoli, Tribeca.*



SERVING CART

SC25 Serving Cart

Fold up leaf for more serving area.
Two drawers.
Wine glass rack.
Bottle holder.
Removable serving tray.
Cover FC085



W 41 D 20.5 H 33 Wt 70 LBS.

BRASS PLAQUES

PLQ3/PLQ4 Engraved Brass Plaques

Fits standard bench.
Up to 3 lines of engraving (PLQ3).
Up to 4 lines of engraving (PLQ4).
20 characters per line.



L 5 H 2

LAZY SUSAN

LS25 25" Lazy Susan

Aluminum hardware.
2.5" umbrella hole.
Accepts up to 11.5' umbrella.



D 25 Wt 9 LBS.

Assembly required.

To ensure years of enjoyment, a liner is recommended for all planters.

See individual table descriptions to determine allowable umbrella size. Umbrella pictured with our St. Tropez chaise.

FURNITURE COVERS

Extend the life of your furniture with custom-made furniture covers. Covering furniture when not in use can protect it from dust, dirt, inclement weather, and ultraviolet rays. Furniture covers are constructed from 100% solution-dyed polyester fabric, colorfast for up to 1,000 hours of sunlight, and treated with a highly water-resistant backing that performs at temperatures as low as -15°F. Easy-to-use buckles secure covers to furniture, and tenting devices are included with some items to help prevent water from pooling. Sectional furniture covers are made with zippers for ease of use. Dining set covers protect both the dining table and chairs.



Complete Dining Sets



Dining Chairs



Sectionals & Occasional Tables

CARE & MAINTENANCE

Teak Cleaner

Cleans teak and restores light brown color to weathered wood; use as needed.

TC1 1 Liter Bottle

TC1-12 Case of (12) 1 Liter Bottles



Teak Shield

Helps prevent stains and mildew; apply 2-3 times per year.

TS1 1 Liter Bottle

TS1-12 Case of (12) 1 Liter Bottles



Teak Protector

Slows teak from weathering to gray; apply 1-2 times per year.

TP1 1 Liter Bottle

TP1-12 Case of (12) 1 Liter Bottles

TP5 5 Liter Bottle

TP5-3 Case of (3) 5 Liter Bottles



Vintage Retouch & Refinish

Touches-up or restores similar color* to Vintage teak finish that has weathered; use as needed.

VT25 .25 Liter Bottle

VT1 1 Liter Bottle



*Our factory-applied Vintage finish is multilayered and cannot be replicated; the Vintage Retouch & Refinish only approximates the original finish. More details on page 193.

TOSS PILLOWS

Our toss pillows are the perfect way to enhance the beauty of your furniture. More than just eye-catching, these extra comfortable pillows use a special outdoor fill that feels like down feathers. Standard features include a welt, zipper and water-resistant liner that helps keep the pillow dry. Further options are available at no additional charge: contrast welt; 1" flange welt; and button.

Note: Button and flange welt not available on Bolster style.



PL2222 22" Square Pillow



PL1911 19" x 11" Lumbar Pillow



PL2020 20" Square Pillow



PL1807 18" x 7" Bolster Pillow



PL1818 18" Square Pillow



PL1616 16" Square Pillow



Pillows shown from left to right:
20" Square, 16" Square, 19" x 11" Lumbar, 18" Square, 22" Square.

MATERIALS

Kingsley Bate uses only the finest materials to craft its furniture. Whether wood, all-weather wicker, or stainless steel, we ensure all materials meet strict quality standards and are durable for outdoor use.



WOOD

Leisure furniture crafted from teak wood is the finest available. All timber is plantation-grown, sustainably harvested, and suitable for diverse climates, including salt-air environments. Wood is kiln-dried before manufacturing to prevent shrinkage, ensuring precision-cut mortise and tenon joints remain tight after years of use. Some variation in wood color and grain is to be expected. See page 192 for information on teak weathering.

Grade A Teak

Grade A, First European Quality (FEQ) teak is harvested from the center of the log. This premium cut is knot-free with rich golden color and beautiful grain. We do not apply stain or oil to our Grade A teak. Instead, we sand each surface to a luxuriously smooth consistency to allow the natural beauty of the wood to shine through.

Distressed Teak

Distressed teak showcases organic irregularities found in the natural timber. Features like knots, checking, and distinct graining give each piece its own unique character. Distressed teak items are offered in our multilayered painted finishes or natural, unpainted wood finishes.

eco-Teak™

eco-Teak offers an attractive, low-maintenance alternative to natural teak. Made from high-density polystyrene, eco-Teak is the finest, most natural-looking synthetic wood available. Pieces are colored throughout for fade resistance and simulate natural wood grain.



Grade A Teak



Distressed Teak (Rustic Finish)



eco-Teak

HARDWARE


All hardware used in Kingsley Bate furniture is suitable for outdoor use and often serves as a focal element of the design. Hardware is typically solid brass, stainless steel, coated steel, or aluminum.

PVC COATED MESH

Mesh slings used for seating surfaces or decking beneath cushions are made from 100% PVC-coated polyester yarn. This durable, weather-friendly textile is easy to maintain and resists fading, mildew, and stains.



Hardware



PVC Coated Mesh (Sand)

WOVEN

Our wicker, rope, and Tempeplex™ furniture is made by weaving premium, man-made fibers around teak or powder-coated aluminum frames. All weaving is done solely by hand, using traditional methods. The result is beautifully woven furniture with a rich textural quality suitable for use in direct sun, rain, poolside, and salt-air environments.

We use strict quality control standards to help ensure consistent color of our woven furniture. Colors and color-blends may vary slightly from unit to unit due to subtle differences in dye lots, the use of variegated fibers, and the handwoven nature of the furniture.

Wicker

Our all-weather wicker collections have the authentic beauty and texture of furniture woven from natural plant fibers but without the typical problems of outdoor deterioration. Fibers are made from highly durable, UV-resistant polyethylene that resists fading, tearing, and cracking even after years of use. Most fibers have variegated tones and a textured or matte finish for an incredibly natural appearance.

Rope


Supple and soft to the touch, our weather-friendly rope is made from polypropylene yarns braided around a plastic core for strength. Rope fibers are non-absorbent and highly resistant to oil, mold, mildew, and stains.

Tempeplex™

Our Tempeplex fiber is crafted from 100% PVC-coated polyester strands braided around polypropylene yarn. This weather-friendly rope is durable, easy to maintain, and resistant to fading, mildew, and stains. Notably, PVC-coated polyester has been a trusted material in the outdoor furniture industry for decades, commonly used for slings.



Wicker (Sunset)



Rope (Dove)



Tempeplex

STAINLESS & ALUMINUM

The unmatched durability of metal makes it ideal for modern outdoor furniture. Crafted from high-grade #304 stainless steel, renowned for strength and luster, or premium powder-coated aluminum, prized for sleek, rustproof, lightweight advantages, the result is exterior furnishings of exceptional resilience and luxury.

Standard #304 Steel

We use only the highest quality #304 stainless steel for our frames. The standard finish is brushed for a lustrous, matte appearance.

Electropolished #304 Steel

Stainless steel furniture used poolside or within 10 miles of the ocean should be ordered with our electropolished finish. Electropolishing provides enhanced corrosion resistance and a shiny, mirror-like finish, in contrast to our untreated finish's brushed appearance.

Although electropolished steel is highly resistant to corrosion, regular maintenance is still required to preserve the finish. Swimming pool water and residue from salt air must not remain on the steel for too long and should be regularly cleaned from the surface. Furniture used in harsher environments requires more frequent cleaning. Electropolished steel furniture is not recommended for use around indoor pools.

Powder-Coated Aluminum

Our aluminum furniture is finished with an advanced polyester powder-coating, electrostatically applied for a uniform, durable finish. This ensures each piece maintains its elegant appearance and steadfast performance, even after years of outdoor exposure.



Standard Stainless Steel

Electropolished Stainless Steel



Powder-Coated Aluminum (Putty)

TEAK & WEATHERING



NEW – 6 MONTHS – 1 YEAR

Natural teak weathering

As a material for outdoor furniture, the durability and beauty of natural teak wood is unsurpassed. Kingsley Bate offers teak furnishings in one or more wood options: Grade A (no finish), Distressed (no finish), and Distressed (painted finish). Regardless of which of these options is used, all wood shares similar traits, and when used outdoors undergoes a common weathering process. More information on teak weathering and care may be found at kingsleybate.com.

NEW FURNITURE

Before placing items on your new teak furniture, wipe all wood surfaces with a damp cloth to remove any dust from the manufacturing process. This dust contains natural teak oils that can discolor upholstery.

For teak furniture that will be exposed to food and drink, we recommend applying our Teak Shield product to help prevent stains. This treatment is recommended for both painted and unpainted teak finishes.

If the furniture will be used indoors, teak that is unpainted should be periodically treated with a thin coat of paste wax (Briwax or Johnson's Wax). This helps protect the wood from spotting caused by natural body oils or hand lotions.

WEATHERING

Teak wood is rich in natural oils. When furniture is new, some of these oils may surface from the wood during damp or humid conditions. To help prevent oil from discoloring upholstery, remove cushions from frames and pull sling chairs out from beneath dining tables when furniture is not in use. This should no longer be necessary after a few rainfalls have occurred and the furniture has begun to weather.

While oil surfacing is most common with unpainted teak furniture, it sometimes occurs with painted teak finishes. A painted surface that becomes discolored by oil can generally be touched up or will weather away naturally.

After the first few rainfalls, unpainted teak furniture may feel slightly rough due to a lifting of the grain. This is caused when small wood fibers on the surface absorb moisture, swell, and stand-up, making the finish feel less smooth. These fibers will gradually lay down and the wood will return to a smooth surface through normal use.

Teak wood naturally expands and contracts with changes in temperature and humidity. Over time this can result in small cracks or “checking” on surfaces of the furniture. Checking is cosmetic only and typically has no impact on the structural integrity of the frame. On painted teak furniture, expansion and contraction of the wood may similarly result in small cracks in the paint finish.




Checking

When used outdoors, teak wood that does not have a painted finish will gradually form a handsome silver-gray patina. This process typically takes nine to twelve months depending on climate and level of exposure. If the golden-brown color of new teak is preferred, we recommend the periodic application of our Teak Protector product.

Like any painted finish, the finish on our painted teak furniture will gradually fade and wear away with exposure to the elements. As the finish flakes off, the exposed, natural teak underneath will gradually turn gray. The pace at which the finish weathers will vary based on the level and type of exposure, use and maintenance. To extend the life of the original finish, we recommend using our protective covers when the furniture is not in use.

VINTAGE FINISH WEATHERING



New



Partial weathering (some unpainted teak exposed)



Advanced weathering (most finish worn away)

Painted teak furniture with our Vintage finish can be maintained by using our Vintage Retouch & Refinish product, or by simply allowing the finish to weather away naturally and form a silver-gray patina. Please be aware that because the factory-applied Vintage finish is multilayered, it cannot be replicated with the Vintage Retouch & Refinish product; rather, this product will only approximate the original finish.

Painted teak furniture with our Antiqued White finish can easily be touched up or periodically repainted using high-quality outdoor paint.

Note: See kingsleybate.com for important information on furniture care and maintenance, and for more details on our care products.

CUSHIONS

Kingsley Bate cushions are designed for style, comfort, and outdoor performance. Our construction uses lock-stitch sewing for superior seam strength, with color-coordinated nylon zippers for easy maintenance. Cushions are intended solely for outdoor use.

CUSHION STYLES

Cushion styles are designed to match the specific furniture frame selected and **cannot be changed**. Each style offers a unique aesthetic and tailored fit for its intended frame.

BOXED EDGE



Top and bottom panels are sewn to a connecting side panel along all edges.

BULLNOSE EDGE



Cushions feature a seamless, softly rounded front edge made from a single piece of fabric wrapping around the top, front, and bottom. Boxing is present on the back edge and sides.

KNIFE EDGE



Top and bottom panels are sewn together with the seam centered along the edge.

WATERFALL EDGE



Cushions have a seamless, rounded front edge formed by fabric wrapping over the front and seamed to the bottom panel beneath.

3 STEPS FOR SPECIFYING CUSHIONS

1. CHOOSE FABRIC

Option 1 – Stocked Fabrics

Our range of stocked designer fabrics include two performance levels: Standard and High. Standard Performance fabrics are suited for most outdoor environments, while High Performance options in Sunbrella® Rain are ideal for installations with high exposure to rainfall. **Note:** Sunbrella Rain fabric differs from standard Sunbrella fabric in that it has a back-coating, making it virtually waterproof.

	Standard Performance Outdoor/Covered, Outdoor/Exposed	High Performance Outdoor/Exposed
Brands	Sunbrella®, Tempotest® & more	Sunbrella® Rain
100% solution-dyed acrylic or solution-dyed acrylic-blend	Yes	Yes
Water repellency	No	Moderate rain
Fade resistance of 1,000-2,200 hours of sunlight	Yes	Yes
Stain resistant, bleach-cleanable	Yes	Yes
Double rubs	Typically 30,000-60,000	30,000
CAL-117-2013 flammability compliant	Yes	Yes
CAL-Proposition 65 chemical compliant	Yes	Yes
Cushion is reversible	Yes (Some exceptions apply)	No (Cushions have mesh-panel vents for airflow)

Option 2 – Special Order Fabrics

Can't find the perfect fabric within our Stocked assortment? Then select one from hundreds of additional Sunbrella options and we'll special order it for you. Many colors, patterns, and constructions are available—including more choices in Sunbrella Rain fabrics that are virtually waterproof. View all Special Order Fabric options online at trivantage.com/fabric-upholstery.

Option 3 – Customer's Own Material (C.O.M.)

For maximum personalization, use our C.O.M. service. As the name implies, this service allows you to send us your own fabric to design your ideal cushions. See kingsleybate.com for additional details.

2. CHOOSE FILL

Select the fill option that best suits your needs for comfort and drying time.

	Option 1 Standard Fill	Option 2 + Water Resistant Liner³	Option 3 + Reticulated Foam
Comfort	High	Med-High	Med-Low
Drying time¹	24-48 hours	Less than 24 hours	Less than 24 hours
Seat fill	Polyurethane Foam Polyester Batting (No liner)	Polyurethane Foam Polyester Batting Water Resistant Liner/Casing	Reticulated Foam Polyester Batting (No liner)
Back fill²	Polyester Pillow Fill Standard Liner/Casing or Polyurethane Foam Polyester Batting	Polyester Pillow Fill Water Resistant Liner/Casing or Polyurethane Foam Polyester Batting Water Resistant Liner/Casing	Polyester Pillow Fill Standard Liner/Casing or Reticulated Foam Polyester Batting (No liner)

¹ Drying times are estimates only. Results vary greatly based on water-repellency of fabric, cushion thickness, saturation level, climate, and commitment to care and maintenance.

² Back fill materials vary based on cushion model.

³ Not for use with non-breathable fabrics, such as Sunbrella® Rain.



POLYURETHANE FOAM

Open-cell foam has superior responsiveness and elasticity, providing the highest level of comfort, support, and longevity.



RETICULATED FOAM

Highly porous 'flow-through' foam offers improved drainage over polyurethane foam while having less elasticity and a firmer sit.




POLYESTER BATTING

A soft fiber used to wrap foam for a plush appearance and comfortable feel.



POLYESTER PILLOW FILL

A soft, cottony fiber typically used in back cushions. Offers good support while providing sink-in comfort.



LINER/CASING: Standard or Water Resistant

A breathable, weather-friendly textile used to encase cushion fill. Made from polyurethane and offered in standard or water-resistant versions.

3. CHOOSE CUSTOMIZATIONS

Customize other elements of your cushions for a truly personalized result.

Available options for each cushion model may vary.

- Add or remove a welt
- Specify the welt in a different fabric than the cushion body ('contrasting welt')
- Specify the welt to be cut on the bias
- Replace the welt with C.O.M. braided cording
- Specify different fabrics for seat and back cushions
- Remove ties or fasteners
- Order non-slip pad to help cushions grip frames

WELTS



Welts come standard on select models or may be added as a custom option. A contrasting welt (different fabric) may be specified on a welted cushion.




Chelsea lounge chair and ottoman cushions with a contrasting welt.


STOCKED FABRICS

STANDARD PERFORMANCE

We curate our stocked designer fabrics from only the finest brands in outdoor performance textiles. Fabrics are constructed from solution-dyed acrylic and offered in either standard or high performance options. See page 194 for additional details.



Cloud • **5404**
Grade • **A**




Natural • **1044**
Grade • **A**



Linen Snow • **5675**
Grade • **B**



Sailcloth Salt • **32018**
Grade • **C**




Canvas • **5453**
Grade • **A**



Garza Cloud • **1567**
Grade • **D**



Argo Snow • **47250**
Grade • **D**



Demo Putty • **4282**
Grade • **B**



Vista Alabaster • **46101**
Grade • **C**



Demo Fog • **4283**
Grade • **B**




Flax • **5460**
Grade • **A**




Path Sand • **5282**
Grade • **B**

HIGH PERFORMANCE SUNBRELLA® RAIN




Canvas Rain • **9953**
Grade • **C**




Cast Silver Rain • **9902**
Grade • **C**



Fog Rain • **9908**
Grade • **C**




Ocean Rain • **9907**
Grade • **C**




Navy Rain • **9939**
Grade • **C**



Linen Parchment • 5681
Grade • B



Sparkle Birch • 1706
Grade • A




Linen Dune • 5680
Grade • B



Cast Pumice • 48104
Grade • A



Costa Fawn • 4474
Grade • D



Oat • 4109
Grade • A



Toro Wren • 44503
Grade • C



Spinner Diamond Pebble • 5392
Grade • D



Switch Flax • 4052
Grade • A




Tranquil Linen • 5231
Grade • B



Smoke • 1043
Grade • A



Fog • 4108
Grade • A



Linen Dove • 5679
Grade • B



Sharkskin • 9415
Grade • A



Linen Sandstone • 5678
Grade • B




Linen Shale • 5676
Grade • B




Kudos Stone • 44500
Grade • B



Solana Seagull • 3208
Grade • C



Dovetail • 6231
Grade • A



Attune Fossil • 4431
Grade • D



Linen Sterling • 5683
Grade • B



Linnaeus Fog • 4538
Grade • C




Path Pewter • 5281
Grade • B




Sailcloth Seagull • 32023
Grade • C



Labyrinth Smoke • 4515
Grade • C




Demo Stone • 4284
Grade • B



Switch Silver • 4055
Grade • A

FABRIC SELECTION




Ash • **4110**
Grade • **A**




Mainstreet Twig • **4617**
Grade • **B**



Linen Stone • **5677**
Grade • **B**




Charcoal • **54048**
Grade • **A**



Millstone • **9862**
Grade • **A**




Obsidian • **6229**
Grade • **A**




Mainstreet Sky • **4616**
Grade • **B**



Stitches Mist • **4577**
Grade • **A**




Solve Denim • **5350**
Grade • **C**



Linen Tide • **5684**
Grade • **B**




Theda Denim • **5210**
Grade • **D**



Navy • **6439**
Grade • **A**




Thayer Chambray • **5310**
Grade • **D**



Linen Chambray • **5673**
Grade • **B**



Attune Chambray • **4430**
Grade • **D**



Haze • **5450**
Grade • **A**




Neptune • **6433**
Grade • **A**




Spirit Indigo • **5190**
Grade • **A**




Costa Sky • **4475**
Grade • **D**




Tranquil Sky • **5232**
Grade • **B**



Cast Ocean • **48103**
Grade • **A**



Breeze • **1858**
Grade • **A**



Ticking Ocean • **4033**
Grade • **B**




Ocean • **4107**
Grade • **A**



Carlo Coastal • **146479**
Grade • **C**



Toro Spring • **44506**
Grade • **C**




Sea • **406166**
Grade • **A**



Spirit Onyx•5191
Grade•A




Linnaeus Indigo•4539
Grade•C




Batik Navy•4942
Grade•D




Royal Navy•5442
Grade•A



Path Navy•5280
Grade•B



Capri Blue•5426
Grade•A



Coast•4111
Grade•A



Cast Mist•48101
Grade•A




Labyrinth Aqua•4514
Grade•C



Linen Spa•5682
Grade•B



Spa•5413
Grade•A



Evergreen•6228
Grade•A




Tranquil Aloe•5230
Grade•B




Ticking Aloe•4036
Grade•B



Aloe•5457
Grade•A



Vista Aloe•46108
Grade•C



Linnaeus Spring•4540
Grade•C



Fern•5487
Grade•A



Path Sunshine•5283
Grade•B



Sunshine•5477
Grade•A



Thayer Clay•5311
Grade•D



Coral•406164
Grade•A




Brick•5464
Grade•A



Jockey Red•5403
Grade•B

COLORS


SLINGS




White • **HT**




Sand • **W**




Cream • **C**




Taupe • **PE**




Slate • **SL**




Bronze • **BZ**




Cilantro • **T**



Gray • **G**




Blue • **BL**



Black (Steel) • **BK**



Black (Teak) • **BK**



Orange • **O**

TEAK



Grade A Teak • **A**

DISTRESSED TEAK




Antiqued White • **AW**



Antiqued • **Q**



Rustic • **R**



Vintage • **VT**

ECO-TEAK™




Vintage • **VT**


ALUMINUM




White • **WH**




Bird's Egg • **BE**



Rattan • **RT**




Putty • **PY**




Charcoal • **CL**

STAINLESS STEEL



Standard • **SS**



Electropolished • **EP**

ROPE




Pearl (5mm) • **PL5**



Dove (5mm) • **DV5**



Charcoal (5mm) • **CH5**



Charcoal (8mm) • **CH8**

TEMPEPLEX™



Shell (5mm) • **SH5**

See individual collection pages for stocked and special order colors.

WICKER



White • **W**



Café White • **WF**



Classic White • **CW**



Ivory • **IV**



Natural Cord • **NC**



Sisal • **SI**



Cane • **CN**



Natural Rope
(5mm) • **RP5**



Natural Rope
(7mm) • **RP7**



Seagrass • **SG**




Classic Rattan • **CR**



Rush • **RU**



Thatch • **TH**



Willow • **L**



Sea Salt • **S**



Cool Grey • **CG**




Oyster • **Y**




Shadow • **SW**



Flagstone • **FS**



Ash • **AH**



Textured Gray • **TG**




French Gray • **FG**



Driftwood • **D**



Camel • **CM**



Cobblestone • **CS**



Sunset • **SN**



Hemp (5mm) • **PM5**



Hemp (7mm) • **PM7**



Granite • **GR**



Mocha • **M**



Textured Charcoal • **H**




Royal Blue • **RB**



French Blue • **FB**



Café Black • **BA**




Black • **BK**

QUICK SHIP

CUSHIONS & CANOPIES

Quick Ship cushions are available for immediate delivery on most items. Choose from a curated selection of our most popular fabrics, including two options in our most water-resistant construction: Sunbrella® Rain. See page 194 for details on how Sunbrella Rain fabric differs from standard Sunbrella. All cushions are made using our standard fill for maximum comfort. See chart for available options by collection.




Canvas • **5453**
Grade • **A**




Fog • **4108**
Grade • **A**



Smoke • **1043**
Grade • **A**



Breeze • **1858**
Grade • **A**



Navy • **6439**
Grade • **A**

SUNBRELLA® RAIN

Canvas Rain • **9953**
Grade • **C**

Fog Rain • **9908**
Grade • **C**

	Canvas Rain	Fog Rain	Breeze	Canvas	Fog	Navy	Smoke
Algarve	•	•		•	•		
Amalfi	•	•		•	•	•	•
Amelia [◇]	•			•			
Barcelona	•	•		•	•		
Cape Cod			•			•	
Chelsea [◇]	•	•	•	•	•	•	•
Classic Chaise				•		•	
Frances [◇]	•	•	•	•	•		•
Hadley	•	•	•	•	•		
Hana	•	•		•	•		
Hudson	•	•	•	•	•		
Ipanema	•			•	•		•
Jupiter [◇]	•	•	•	•	•		
Lucia [◇]	•	•	•	•	•		
Meredith [◇]			•				
Montauk	•	•		•	•		
Monterey	•	•		•	•	•	
Nantucket	•			•	•	•	•
Nevis [◇]	•	•	•	•	•		
Normandy	•			•			
Sag Harbor [◇]	•	•	•	•	•	•	•
SoHo	•			•			
Somerset	•			•		•	
Southampton	•	•	•	•	•	•	•
Spencer [◇]	•	•	•	•	•		
St. Barts [◇]	•	•	•	•	•	•	•
Steamer				•		•	
Tivoli	•	•		•	•		•
Tortola	•		•	•			
Vero	•	•	•	•	•	•	•
Westport [◇]	•	•	•	•	•		•
Umbrella Canopies			•	•	•	•	•

[◇]Excludes: **Amelia** Daybed Slipcover [AL82-CUS235]; **Chelsea** Bench [C045-CUS46]; **Frances**: Chairs [FN14/15-CUS193], Sofa [FN80-CUS272]; **Jupiter** Sofa [JP75-CUS272]; **Lucia** Chair [LU15-CUS270]; **Meredith** Chairs [MH14/15-CUS265]; **Nevis** Chair [NV15-CUS270]; **Sag Harbor**: Left Facing Corner [SH27-CUS126], High Back Lounge [SH30HB-CUS164]; **Spencer** Sofa [SP81-CUS272]; **St. Barts**: Dining Chairs [SB14/15-CUS122, CUS128], Sectional Corner [SB27-CUS168], Ottoman [SB31-CUS169]; **Westport**: Side Chair [WR14-CUS109], Armchair [WR15-CUS39], Chaise [WR70-CUS83].

AN IMPORTANT MESSAGE ABOUT OUR TEAK

Preservation of the Earth's ecological system is today a major concern. Indiscriminate deforestation of the Amazon Basin and other rainforests has led to widespread suspicion by the public of those companies in the teak industry. Kingsley Bate leads the way in the garden furniture market... the first American company to use Javanese teak in the manufacture of its furniture. Our Indonesian teak is harvested from carefully controlled plantations, established by the Dutch in the mid-19th century. The Indonesian government allows the felling of a limited number of trees each year, and ensures that an equal amount of reforestation takes place. In 1983 Kingsley Bate, in conjunction with the Indonesian government and its people, undertook to develop a teak furniture program in Java. Since then, Indonesia and Kingsley Bate have shown that such a program can be implemented without detriment to that country's natural resources.



Boston Symphony Orchestra Hall, Tanglewood. Furniture by Kingsley Bate.

Kingsley Bate

7200 Gateway Court

Manassas, Virginia 20109

t 703.361.7000 f 703.361.7001

teak@kingsleybate.com

www.kingsleybate.com

